



No. 2024

Lights and Sirens

Contact us at 1-800-641-4098 / sales@able2products.com



Light Bars

SHO-OFF® LED Stretch
Page 4



Low-Profile Stretch
Standard or Luminator LED
Page 5



SHO-OFF® Interior Light Bar
Page 19




Mini Bars

SHO-OFF® LED
Page 6



FlashForce®
Page 6
Standard + SHO-OFF® LED



Low-Profile
Page 7
Standard or Luminator LED



Quadisc Compact
Page 7
Standard or SHO-OFF® LED



Dual Head
Page 7
LED



Arrow Boards

Standard
Page 9
LED or Incandescent



Two Piece
Page 10
LED or Incandescent



Short
Page 10
LED or Incandescent



Large
Page 11
LED or Incandescent



Portable
Page 11
LED



Portable Folding
Page 8 LED



Beacons

X-TREME
Page 21
LED



Bi-Color
Page 21
LED



Visor Light

LED
Page 20



Dash Lights

LED
Page 20



MicroDash
Page 20
Luminator LED



Luminator
Page 20



Angled LED Lights

Page 29



PAR 36 Lights

Single Lamps
Page 22
LED



Bi-Color Kit
Page 22
LED



Bulbs

Page 28
Incandescent
Halogen



Compact Lights

MEGA 43
Page 17
LED



MEGA 63
Page 17
LED



Micro-Lite
Page 18
LED



Mighty Mite Kit
Page 18
LED



Mighty Light
Page 18
LED



Multi-Purpose
Page 17
SHO-OFF® LED



ATV Kit with Siren
Page 19



BTI LED Lights

Original
Page 15



Aluminum
Page 15



Bendable
Page 15



Rechargeable Lights

LED
Page 27



Halogen
Page 27



Emergency
Page 27



Signal Sticks


Standard
Page 12
LED



BTI (By the Inch)
Page 12
LED



Chameleon
Page 13
LED



LightStorm® Split
Page 13
Luminator LED

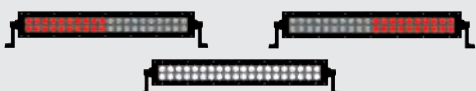


LightStorm®
Page 14
Luminator LED



Scene Lights

ESL X-TRA
Page 23
LED



Low-Profile
Page 25
LED



MEGA
Page 25
LED



Scene Lighters
Page 24
LED



LightStorm® Off Road
Page 26
SHO-OFF® LED



Sirens / Speakers

Dash Mount
Sirens
Page 32, 33



Undercover
Sirens
Pages 31, 35



100W
Speakers
Pages 34, 35



Flashers

LED
Pages 39, 40



Multi-Purpose
Page 41



Bi-Directional
Page 41



Covert Light Kits

Headlight
Page 22
LED



Bi-Color
Page 22
LED



Mounting Brackets

Arrow Boards
Page 45



LEDs
Pages 44, 45



Warning Sticks

LightStorm®
Page 14
Luminator LED



SHO-OFF®
Page 16
LED



Stick Lights
Page 16
LED



Work Lights

MEGA
Page 26
LED



Emergency Scene
Page 28
Incandescent



Hi-Intensity
Page 28
LED / Incandescent



Spot / Flood
Page 28
LED



Portable Spot
Page 29
Halogen / Incandescent / LED



Remote Control Spot
Page 28
Halogen



Accessories

Outlet
Boxes
Page 36



Switch / Outlet
Combos
Page 36



Back-Up
Alarms
Page 33



Map
Lights
Page 37



Dome
Lights
Page 37



Equipment
Racks
Page 37



Electronic
Gun Locks
Page 38




Timers
Page 38



24VDC - 12VDC
Converter
Page 42



Ignition
Override
Page 42



Switches

Switch
Boxes
Page 30



Undercover
Switch Boxes
Page 31



Siren / Switch
Combo
Page 32



LED Switches
Page 42



Switches and
Accessories
Page 43



Bracket Guide

Page 44, 45

Numerical Index

Page 46

Portable Handheld Lights

Zoom Lights
Page 48



Par 36 Handheld LED
Spotlights
Page 48





Model 12.1347CH.BWRW
with Dual-Color LED Modules




SHO-OFF® Light Bars 12 Series

- Exceptionally bright 3W LEDs with reflectors provide highly visible light even in daytime.
- Four standard lengths: 27", 37", 47" and 57". Available in custom lengths up to 97".
- Flash patterns vary with light bar length. Optional take-down lights and built-in signal stick upon request. Alley lights and stop-tail-turn function are available for an additional charge.
- Includes mounting kit and 15' cable. / 12V Standard / Made in the U.S.A. / 2 Year Warranty

Models with Dual-Color LED Modules

12.1327CH / 12.1337CH / 12.1347CH / 12.1357CH



- Individual SHO-OFF® reflector modules have six 3W LEDs in alternating colors that enable a single light bar to function in a variety of ways.
- Light bars can have as many as five different colors.



Models with Single-Color LED Modules

12.1327 / 12.1337 / 12.1347 / 12.1357

- Individual SHO-OFF® reflector modules have six 3W LEDs in a single color for intense light per flash.
- Light bars can accommodate as many as five different colors.



| | | | |
|-----------------------------------|---------------|--------------------|-------------------------|
| Models 12.1327 / 12.1327CH | (72) 3W LEDs | 18A Max - 9.0A Avg | 4" H x 9 1/8" D x 27" L |
| Models 12.1337 / 12.1337CH | (96) 3W LEDs | 24A Max - 12A Avg | 4" H x 9 1/8" D x 37" L |
| Models 12.1347 / 12.1347CH | (120) 3W LEDs | 30A Max - 15A Avg | 4" H x 9 1/8" D x 47" L |
| Models 12.1357 / 12.1357CH | (144) 3W LEDs | 36A Max - 18A Avg | 4" H x 9 1/8" D x 57" L |



Model 12.1347.AW0
with Single-Color
LED Modules





Model 11.1257.RB0
with Standard LEDs

Model 12.1247.B00
with 3W Luminator LEDs




Low-Profile Light Bars 11 Series / 12 Series

- Choice of Standard or 3W Luminator LEDs.
- Four standard lengths: 27", 37", 47" and 57".
- Available in custom lengths up to 97".
- Flash patterns vary with light bar length.
- Optional built-in signal stick, take-down lights, alley lights and stop-tail-turn function are available for an additional charge.
- Includes mounting kit and 15' cable.
- 12V standard / 24V upon request
- Made in the U.S.A. / 2 Year Warranty




Model 12.1247.RB0 shown above




27" Light Bars

4" H x 9 1/8" D x 27" L



Models 11.1227 / 11.1227.008

504 Standard LEDs / 2.5A Max
Model 11.1227.008 has (4) 90 lb-pull magnets and a 15' cable with a switched adapter plug.




Models 12.1227 / 12.1227.008

(30) 3W Luminator LEDs / 7.5A Max
Model 12.1227.008 has (4) 90 lb-pull magnets and a 15' cable with a switched adapter plug.


37" Light Bars

4" H x 9 1/8" D x 37" L



Model 11.1237

672 Standard LEDs / 3.5A Max




Model 12.1237

(42) 3W Luminator LEDs / 10.5A Max


47" Light Bars

4" H x 9 1/8" D x 47" L



Model 11.1247

840 Standard LEDs / 4.4A Max




Model 12.1247

(54) 3W Luminator LEDs / 13.5A Max


57" Light Bars

4" H x 9 1/8" D x 57" L



Model 11.1257

1008 Standard LEDs / 5.3A Max



Model 12.1257

(66) 3W Luminator LEDs / 16.5A Max



SHO-OFF® LED Wrecker Bar Model 12.WB1357.AWR

AMBER




Flashing LEDs on Front ▲ and Back ▼ of light bar

WHITE



Steady-burning LED work lights on back of light bar

RED



LEDs with stop-tail-turn function on back of light bar



Model 12.WB1357.AWR

Also available in a 67" model


- Eighty-four 3W LEDs provide 360° of intense light (even in daytime) in a 57" long light bar.
- Solid arrays of amber LEDs are aligned along the front and ends for primary warning use.
- Amber warning LEDs, white LED work lights and red stop-tail-turn lights are positioned along the back of the light bar.
- 10 patterns / Includes mounting kit & 15' cable.
- 12V / 4" H x 9 1/8" D x 57" L / 12A Max - 8A Avg
- Made in the U.S.A. / 2 Year Warranty



Model 12.1306.A00
36 LEDs / 4A Max



Model 12.1308.RB8
48 LEDs / 6A Max




SHO-OFF® LED Mini Bars Models 12.1306 / 12.1308

- Blazingly bright mini bars are available in two styles: Model 12.1306 has 6 LED modules with (36) 3W LEDs. Model 12.1308 has 8 LED modules with (48) 3W LEDs.
- The reflector in each LED module surrounds (6) 3W LEDs in your choice of single or alternating colors.
- Internal flasher has twelve selectable flash patterns.
- Hardwire models measure 2 3/4" H x 9 1/8" D x 17 1/4" L and include a 15' power cable and hardware.
- Plug-in models measure 3" H x 9 1/8" D x 17 1/4" L and include a 15' cord with a dual-switch accessory outlet plug and four 90 lb-pull magnets.
- 12V / Made in the U.S.A. / 2 Year Warranty




Flash Force® LED Mini Bars Model 11.1400

- Hybrid design with 352 Standard LEDs and one white SHO-OFF® LED module at each end.
- Internal flasher with seven selectable patterns.
- V-shaped mirrors spread and enhance each flash.
- Hardwire models include a 15' cable and hardware. (Switch sold separately.)
- Plug-in models include a 15' cord with a dual switch adapter plug and four 90 lb-pull magnets.
- 12V / Made in the U.S.A. / 2 Year Warranty



Model 11.1400.RB-W8

Model 11.1400.000 Hardwire 5.0A 2 3/4" H x 9 1/8" D x 17 1/4" L
Model 11.1400.008 Plug-In 5.0A 3" H x 9 1/8" D x 17 1/4" L





Low-Profile LED Mini Bars Models 11.1200 / 12.1224


- LEDs wrap around the housing for 360° visibility.
- Model 11.1200 has 368 Standard LEDs in solid, half or quarter arrays. LEDs flash in quarter sections.
- Model 12.1224 has (8) groups of (3) 3W LEDs. LEDs flash in groups of three.
- Hardwire models include a 15' cable and hardware. (Switch sold separately.)
- Plug-in models include a 15' cord with a switched adapter plug and (4) 90 lb-pull magnets.
- 12V Standard - 24V available upon request
- Made in the U.S.A. / 2 Year Warranty



Model 11.1200.AW0



Model 12.1224.RB8




| | | | | | |
|--------------------------|----------|--------------|-------------|----------|------------------------|
| Model 11.1200.000 | Hardwire | 368 LEDs | 7 Patterns | 3.7A Max | 2¾" H x 9⅛" D x 17¼" L |
| Model 11.1200.008 | Plug-In | 368 LEDs | 7 Patterns | 3.7A Max | 3" H x 9⅛" D x 17¼" L |
| Model 12.1224.000 | Hardwire | (24) 3W LEDs | 12 Patterns | 6.0A Max | 2¾" H x 9⅛" D x 17¼" L |
| Model 12.1224.008 | Plug-in | (24) 3W LEDs | 12 Patterns | 6.0A Max | 3" H x 9⅛" D x 17¼" L |



Model 11.1193.A08

Model 12.1304.A00



Quadisc Compact LED Mini Bars Models 11.1193 / 12.1304

- Mini Bar measures slightly larger than a sheet of copy paper.
- Model 11.1193 has 216 Standard LEDs and 7 flash patterns.
- Model 12.1304 has (24) 3W LEDs and 15 flash patterns.
- Hardwire models include a 15' cable and hardware. (Switch sold separately.)
- Plug-in models include a 15' cord with a switched adapter plug and (4) 60 lb-pull magnets.
- 12V / Made in the U.S.A. / 2 Year Warranty

| | | | | | |
|--------------------------|----------|--------------|-------------|----------|------------------------|
| Model 11.1193.000 | Hardwire | 216 LEDs | 7 Patterns | 1.3A Max | 2¾" H x 9⅛" D x 10¾" L |
| Model 11.1193.008 | Plug-In | 216 LEDs | 7 Patterns | 1.3A Max | 3" H x 9⅛" D x 10¾" L |
| Model 12.1304.000 | Hardwire | (24) 3W LEDs | 15 Patterns | 3.0A Max | 2¾" H x 9⅛" D x 10¾" L |
| Model 12.1304.008 | Plug-in | (24) 3W LEDs | 15 Patterns | 3.0A Max | 3" H x 9⅛" D x 10¾" L |



Dual Head LED Mini Bars Model 12.0312

- Each lighthouse has six 3W LEDs for a total of 12 LEDs.
- Internal flasher with seven selectable patterns.
- Diamond-shaped mirror multiplies each flash.
- Inner fresnel lenses are available in six colors.
- Hardwire models include a 15' cable and hardware. (Switch sold separately.)
- Plug-in models include a 15' cord with dual switch adapter plug and (4) 90 lb-pull magnets.
- 12V / Made in the U.S.A. / 2 Year Warranty



Model 12.0312.RB0


| | | | |
|--------------------------|----------|----------|------------------------|
| Model 12.0312.000 | Hardwire | 3.0A Max | 2¾" H x 9⅛" D x 17¼" L |
| Model 12.0312.008 | Plug-In | 3.0A Max | 3" H x 9⅛" D x 17¼" L |





LED Portable Folding Directional Arrows

Four Sizes / Three Wiring Options



Models 01.6015 / 01.6020 / 01.6025

12V / 400 Amber LEDs / 2.5A Max


- Open: 17½" H x 1⅞" D x 60¾" L
- Closed: 7¼" H x 1⅞" D x 60¾" L



Models 01.4815 / 01.4820 / 01.4825

12V / 352 Amber LEDs / 2.0A Max

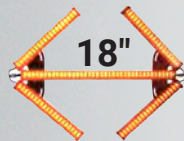
- Open: 17½" H x 1⅞" D x 48¾" L
- Closed: 7¼" H x 1⅞" D x 48¾" L



Models 01.3615 / 01.3620 / 01.3625

12V / 304 Amber LEDs / 2.0A Max


- Open: 17½" H x 1⅞" D x 36¾" L
- Closed: 7¼" H x 1⅞" D x 36¾" L



Models 01.1815 / 01.1820 / 01.1825

12V / 168 Amber LEDs / 2.0A Max

- Open: 17½" H x 1⅞" D x 18" L
- Closed: 7¼" H x 1⅞" D x 18" L



- Easily expands from a 7¼" H fully closed position to a 17½" H fully open position.
- Four directional patterns: center out double arrow, right arrow, left arrow and alternating center bar.
- Available in three lengths - 36", 48" and 60".
- Available in three wiring configurations:
 - arrow control box with 15 foot cable;
 - switched plug-in adapter with 15 foot cable; or
 - RV plug, integral momentary switch and 5 foot cable.
- Mounting brackets sold separately.
- 2 Year Warranty / Made in the U.S.A.

Three Wiring Options



Plug-In Adapter



7-Way RV Plug



Arrow Control Box





Model 02.6116 shown above

Standard Size Arrow Boards

Models 02.6000 / 02.6009 / 02.6052 / 02.6116 / 02.6134



Model 02.6134 with Mega-Bright LEDs

- Designed to fit standard-sized vehicles.
- Ten 4" diameter amber lamps are available in five styles: incandescent, LumenX® LED, ultra-bright LED, standard LED and mega-bright LED.
- 60 single FPM in four modes: right arrow, left arrow, double arrow and center bar.
- Model 02.6029HD3 control box has two "center off" mode switches, flash pattern indicator lights, (1) 20' pre-wired harness and a bail mounting bracket.
- Plug-in connectors simplify installation.
- Includes ABS plastic rear panel dust cover that protects wiring from weather and dust.
- 12V / 13" H x 3" D x 54" L
- Made in the U.S.A. / 2 Year Warranty



Model 02.6000
Incandescent
27W Bulbs / 21A Max



Model 02.6009
LumenX® LED
9 LEDs per lamp / 4.0A Max



Model 02.6052
Ultra-Bright LED
52 LEDs per lamp / 6.5A Max



Model 02.6116
Standard LED
16 LEDs per lamp / 2.0A Max



Model 02.6134
Mega-Bright LED
34 LEDs per lamp / 3.0A Max

Control Box
Model 02.6029HD3



- Included with all Standard Size Arrow Boards.
- Fingertip mode selection.
- Pilot lights indicate selected flash pattern.
- 1¼" H x 6¼" D x 6" L



Two-Piece Arrow Boards

Models 02.6200 / 02.6209 / 02.6216 / 02.6234 / 02.6252

- Split housing installs where a traditional arrow board would be difficult to mount.
- Each panel has (5) 4" diameter lamps available in five styles: incandescent, and LumenX[®], standard, mega-bright and ultra-bright LED.
- 60 single FPM in four modes: right arrow, left arrow, double arrow and corner lamps.
- Six heavy-duty threaded inserts in each panel accommodate a variety of installations.
- Includes Model 02.6029HD4 control box. Control box measures 1¼" H x 6¼" D x 6" L.
- Plug-in connectors simplify installation.
- 12V / 13" H x 2½" D x 24" L (each piece)
- Made in the U.S.A. / 2 Year Warranty



Model 02.6200 - Incandescent
27W Bulbs / 21A Max Total



Model 02.6209 - LumenX[®] LED
9 LEDs per lamp / 4.0A Max



Model 02.6216 - Standard LED
16 LEDs per lamp / 2.0A Max Total



Model 02.6234 - Mega-Bright LED
34 LEDs per lamp / 3.0A Max Total



Model 02.6252 - Ultra-Bright LED
52 LEDs per lamp / 6.5A Max Total



Short Arrow Boards

Models 02.6300 / 02.6309 / 02.6316 / 02.6334 / 02.6352

- Space-saving length is ideal for small vehicles.
- Eight 4" diameter amber lamps are available in: incandescent, LumenX[®] LED, standard LED, mega-bright LED or ultra-bright LED.
- Operates at 60 single FPM in four modes: right arrow, left arrow, double arrow and center bar.
- Includes Model 02.6029HD3 control box and ABS plastic rear panel dust cover.
- Control box measures 1¼" H x 6¼" D x 6" L.
- Plug-in connectors simplify installation.
- 12V / 13" H x 3" D x 40½" L
- Made in the U.S.A. / 2 Year Warranty



Model 02.6300 - Incandescent
27W Bulbs / 17A Max Total



Model 02.6309 - LumenX[®] LED
9 LEDs per lamp / 3.2A Max



Model 02.6316 - Standard LED
16 LEDs per lamp / 1.6A Max Total




Model 02.6334 - Mega-Bright LED
34 LEDs per lamp / 2.4A Max Total



Model 02.6352 - Ultra-Bright LED
52 LEDs per lamp / 5.2A Max Total





Large Arrow Boards

Models 02.7000 / 02.7009 / 02.7016 / 02.7034 / 02.7052

- Fourteen 4" diameter amber lamps are available in five styles: incandescent, and LumenX®, standard, mega-bright and ultra-bright LED.
- Sun Visors increase lamp visibility up to ½ mile.
- 60 single FPM in five modes: right, left and double arrow; center bar and corner lamps.
- Fourteen threaded inserts for mounting.
- Includes Model 02.7066 control box. Control box measures 2¼" H x 5⅞" D x 6" L.
- Plug-in connectors simplify installation.
- 12V / 24" H x 2½" D x 60" L without Sun Visors
- Made in the U.S.A. / 2 Year Warranty



Model 02.7000 - Incandescent
27W Bulbs / 20A Max Total



Model 02.7009 - LumenX® LED
9 LEDs per lamp / 5.6A Max



Model 02.7016 - Standard LED
16 LEDs per lamp / 2.8A Max Total



Model 02.7034 - Mega-Bright LED
34 LEDs per lamp / 4.2A Max Total



Model 02.7052 - Ultra-Bright LED
52 LEDs per lamp / 9.1A Max Total



Portable LED Arrow Boards

- All Portable LED Arrow Boards have an internal controller and an adapter plug.
- Two center-off, housing-mounted toggle switches control pattern selection.
- 60 single FPM in four modes: right, left and double arrow; center bar or caution lamps.
- Available in Standard, Two Piece and Short sizes.
- Four-inch diameter amber lamps are available in three styles: standard LED, mega-bright LED and ultra-bright LED.
- Includes 20' cable with plug-in adapter.
- 12V / Dimensions and Amp Ratings are the same as those of traditional models.
- Made in the U.S.A. / 2 Year Warranty

Models with Standard LEDs

Model 02.6116WP - Standard Arrow Board
Model 02.6216WP - Two-Piece Arrow Board
Model 02.6316WP - Short Arrow Board

Models with Mega-Bright LEDs


Model 02.6134WP - Standard Arrow Board
Model 02.6234WP - Two-Piece Arrow Board
Model 02.6334WP - Short Arrow Board

Models with Ultra-Bright LEDs

Model 02.6052WP - Standard Arrow Board
Model 02.6252WP - Two-Piece Arrow Board
Model 02.6352WP - Short Arrow Board



Models 11.2731 / 11.2731P



Models 11.2741 / 11.2741P



Models 11.8341.A-CONT / 11.8341P.A-CONT



LED Signal Sticks 11 Series

- All models include a deluxe controller with 12 patterns, remote switch wire for optional random flash, plug-in connectors, mounting brackets and 15' cable.
- Extruded aluminum housings have clear lens covers to protect LEDs as well as T-slot mounting channels on back and underside.
- For wet locations, optional waterproofing is available for an additional charge. Specify Model 11.2731P, 11.2741P or 11.8341P.A-CONT.
- 12V / Made in the U.S.A. / 2 Year Warranty



| | | | |
|---------------------------------|----------|----------|---------------------------------|
| Model 11.2731 / 11.2731P | 240 LEDs | 4.0A Max | 2" H x 2" D x 31" L |
| Model 11.2741 / 11.2741P | 320 LEDs | 4.0A Max | 2" H x 2" D x 41" L |
| Model 11.8341.A-CONT | 164 LEDs | 2.1A Max | 1 3/8" H x 1 1/2" D x 40 5/8" L |
| Model 11.8341P.A-CONT | 164 LEDs | 2.1A Max | 1 3/8" H x 1 1/2" D x 40 5/8" L |

T-slot channels located on the back and the underside of the aluminum housings simplify installation.



Controller
Models 11.1000 / 11.1006

- Included with LED Signal Sticks.
- Twelve selectable flash patterns.
- Flash pattern indicator LEDs.
- Variable speed control dial.
- 1 3/8" H x 5 3/4" D x 6" L

- Alternating Quad: Ends
- Alternating Quad: Halves
- Alternating Double: Ends
- Alternating Double: Halves
- Alternating Double: Center-Ends
- Alternating Single: Halves
- Center Out
- Right Arrow: Double Flash End
- Right Arrow
- Left Arrow: Double Flash End
- Left Arrow
- Random



Model 11.8341 shown above



Model 11.2741 shown above





Model 11.2741CH.ARAB



Chameleon LED Signal Stick Model 11.2741CH.ARAB

- A Directional and Warning Signal in ONE housing.
- Two or three interwoven LED colors in each light: the Directional function uses 192 amber LEDs; the Warning function uses 224 LEDs in your choice of blue, green, red or white.
- Includes a deluxe controller with twelve selectable patterns, a remote switch wire for optional random flash, plug-in connectors, brackets and 15' cable.
- Aluminum housings have T-slot mounting channels on back and underside to simplify installation.
- Clear lens covers protect LEDs.
- Optional waterproofing for wet locations.
- Also available in 31" length - Model 11.2731CH.ARAB.
- 12V / 5.2A Max / 2" H x 2" D x 41" L
- Made in the U.S.A. / 2 Year Warranty



Controller
Model 11.1000CH

- Included with Chameleon Signal Stick.
 - Twelve selectable flash patterns.
 - LED lights indicate selected flash pattern.
 - Variable speed control dial.
 - 1 3/8" H x 5 3/4" D x 6" L
- Quad Alternating Halves: Red - Blue
 Single Alternating Halves: Amber - Red - Blue
 Double Alternating: Amber Outer 2 Sections
 Scan Amber / Scan Red / Scan Blue
 Center Out Amber
 Right Arrow Amber: Double Flash End
 Right Arrow Amber
 Left Arrow Amber: Double Flash End
 Left Arrow Amber
 Random: Amber Patterns Only
 Random: Red Patterns / Blue Patterns
 Random: Amber / Red / Blue Patterns



Model 12.6204.KIT-2



LightStorm® Split LED Signal Stick Model 12.6204.KIT / 12.6204.KIT-2

- Split configuration for installation in compact vans and trucks.
- 3W Luminator LEDs are designed for high visibility.
- Model 12.6204.KIT has (2) lights linked with a 6 1/2' cable and (1) 15' cable with plug-in connector that connects to (1) deluxe controller.
- Model 12.6204.KIT-2 has (2) lights that individually attach to (1) deluxe controller with (2) 15' cables with plug-in connectors.
- Aluminum housings have lens covers and T-slot mounting channels.
- Brackets included. / Suitable for interior or exterior installations.
- 12V / 3A Max / 2 1/4" H x 2 3/8" D x 16 3/4" L each light
- Made in the U.S.A. / 2 Year Warranty



Controller Model 11.1000


- Included with Split LED Signal Stick.
 - Twelve selectable flash patterns.
 - Flash pattern indicator LEDs.
 - Variable speed control dial.
 - 1 3/8" H x 5 3/4" D x 6" L
- Alternating Quad: Ends
 Alternating Quad: Halves
 Alternating Double: Ends
 Alternating Double: Halves
 Alternating Single: Halves
 Alternating Single: All
 Center Out
 Right Arrow: Double Flash End
 Right Arrow
 Left Arrow: Double Flash End
 Left Arrow
 Random



LightStorm® LED Signal Sticks Model 12.6200 Series



Model 12.6208.A00
shown above



Controller Included

- 3W LEDs with advanced optics.
- Flash patterns vary with length.
- T-slot mounting channels.
- Clear lens covers protect LEDs.
- Interior or exterior installations.
- Includes a 15' cable, deluxe controller & plug-in connectors.
- 12V / Made in the U.S.A.
- 2 Year Warranty

| | | | |
|----------------------|--------------|-----------|---------------------------------|
| Model 12.6204 | (12) 3W LEDs | 3.0A Max | 2 1/4" H x 2 3/8" D x 16 7/8" L |
| Model 12.6205 | (15) 3W LEDs | 3.75A Max | 2 1/4" H x 2 3/8" D x 20 3/8" L |
| Model 12.6206 | (18) 3W LEDs | 4.5A Max | 2 1/4" H x 2 3/8" D x 23 3/8" L |
| Model 12.6207 | (21) 3W LEDs | 5.25A Max | 2 1/4" H x 2 3/8" D x 27 3/8" L |
| Model 12.6208 | (24) 3W LEDs | 6.0A Max | 2 1/4" H x 2 3/8" D x 30 7/8" L |
| Model 12.6209 | (27) 3W LEDs | 6.75A Max | 2 1/4" H x 2 3/8" D x 34 3/8" L |
| Model 12.6210 | (30) 3W LEDs | 7.5A Max | 2 1/4" H x 2 3/8" D x 37 7/8" L |




LightStorm® Warning Sticks Models 12.6105 / 12.6106 / 12.6110



Above: Model 12.6110.RRWBBWRR

- 3W LEDs with advanced optics.
- Self-contained flasher. Patterns vary with length.
- T-slot mounting channels on back and underside.
- Clear lens covers protect LEDs from debris.
- Interior or exterior installations.
- Additional lengths available upon request.
- Includes 15' cable. (Switch sold separately.)
- 12V / Made in the U.S.A. / 2 Year Warranty

| | | | |
|----------------------|--------------|-----------|---------------------------------|
| Model 12.6105 | (15) 3W LEDs | 3.75A Max | 2 1/4" H x 2 3/8" D x 20 3/8" L |
| Model 12.6106 | (18) 3W LEDs | 4.5A Max | 2 1/4" H x 2 3/8" D x 23 3/8" L |
| Model 12.6110 | (30) 3W LEDs | 7.5A Max | 2 1/4" H x 2 3/8" D x 37 3/4" L |



BTI LED Lights

11 Series


- Use these versatile lights wherever a slim yet powerful warning light is needed.
- Available in one-inch increments up to 60" long.
- Multiple colors can be combined in one housing; four LEDs of one color per inch.
- All models include a 10' (minimum) cable.
- 12V / 0.04A Max per Inch / Made in the U.S.A.



Model 11.8240.BRBR shown above



11.8201.A00



11.8206.RB0



11.8203.W00



Original BTI LED Lights

11.8200 Series / 11.8200F Series

- ABS plastic housing has integral mounting bolts extending from the back.
- Available in 1" increments from 1" to 60" long.
- 11.8200 Series lights connect to a remote LED flasher or signal stick controller.
- 11.8200F Series lights have a seven-pattern internal flasher. (4" minimum length)
- Epoxy-encapsulated LEDs are moisture, vibration and corrosion resistant.
- Also available with optional metal housings.
- 1" H x 1" D x 1" to 60" L / 2 Year Warranty



Model 11.8315.AWA shown above

11.8320.RBRB



11.8315.AWA



BTI Lights - Aluminum Housings

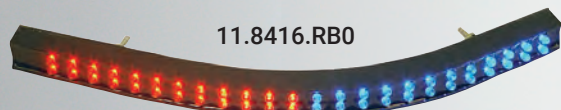
11.8300 Series / 11.8300F Series

- Aluminum housing has T-slot mounting channels.
- Available in lengths ranging from 5" to 60".
- 11.8300 Series lights connect to a remote LED flasher or signal stick controller.
- 11.8300F Series lights have a seven-pattern internal flasher. (5" minimum length)
- Clear lens covers protect LEDs.
- Optional waterproofing for wet locations.
- 1 3/8" H x 1 1/2" D x 5" to 60" L / 2 Year Warranty



Model 11.8416.A00 shown above

11.8416.RB0



Bendable BTI LED Lights


11.8400 Series / 11.8400F Series

- Waterproof housing bends to fit vehicle contours.
- Available in lengths ranging from 12" to 60".
- 11.8400 Series lights connect to a remote LED flasher or signal stick controller.
- 11.8400F Series lights have a seven-pattern internal flasher. (12" minimum length)
- Surface mounts with integral mounting bolts on housing back.
- 1" H x 3/4" D x 12" to 60" L / 1 Year Warranty



SHO-OFF® LED Warning Sticks


Model 12.1300 Series



Model 12.1336.RWRBW shown above

- Low-profile aluminum housing facilitates unobstructed views and mounts in tight spaces.
- Each SHO-OFF® LED module has a reflector that surrounds six 3W LEDs in your choice of five single or alternating colors.
- Internal flasher has 29 selectable flash patterns.
- T-slot mounting channels simplify installation.
- Includes "L" mounting brackets and a 15' cable.
- Mount in a dry location.
- Also available with an adapter plug with power and mode switches on a 15' cable.
- 12V / Made in the U.S.A. / 2 Year Warranty

| | | | |
|----------------------|---------------|----------|---------------------------------|
| Model 12.1312 | 2 LED Modules | 2.0A Max | 1 3/8" H x 1 1/2" D x 9" L |
| Model 12.1318 | 3 LED Modules | 3.0A Max | 1 3/8" H x 1 1/2" D x 14 1/2" L |
| Model 12.1324 | 4 LED Modules | 4.0A Max | 1 3/8" H x 1 1/2" D x 20" L |
| Model 12.1330 | 5 LED Modules | 5.0A Max | 1 3/8" H x 1 1/2" D x 25 1/2" L |
| Model 12.1336 | 6 LED Modules | 6.0A Max | 1 3/8" H x 1 1/2" D x 31" L |



Model 11.2715.RWB



Model 11.2720.AAWW



Model 11.2710.BW0




Model 11.2725.AWAW



LED Stick Lights

11 Series

- Portable lights have internal flashers with seven patterns.
- Housing-mounted, push button switches control power and flash mode.
- Optional rotary selector controls up to 15 flash patterns (varies with model).
- Each light includes a 10' cable with a fused adapter plug and brackets.
- Aluminum housings with clear polycarbon lenses.
- Optional waterproofing is available for wet locations.
- 12V / Made in the U.S.A. / 2 Year Warranty



Shown above: Models 11.2715.RWB & 11.2710.BR0

| | | | | |
|----------------------|----------|----------|---------------------------------|---|
| Model 11.2710 | 80 LEDs | 1.0A Max | 1 7/8" H x 1 7/8" D x 10 1/2" L | Dash, Headliner, "L" or Windshield "L" Brackets |
| Model 11.2715 | 120 LEDs | 1.5A Max | 1 7/8" H x 1 7/8" D x 15 3/4" L | Dash, Headliner, "L" or Windshield "L" Brackets |
| Model 11.2720 | 160 LEDs | 2.0A Max | 1 7/8" H x 1 7/8" D x 21" L | Includes "L" Brackets |
| Model 11.2725 | 200 LEDs | 2.5A Max | 1 7/8" H x 1 7/8" D x 26" L | Includes "L" Brackets |





MEGA 63 LED Light

Model 10.6322

Model 10.6322.AW0



- Six 3W LEDs in each light.
- Self-contained flasher with 21 patterns.
- Includes gasket, hardware and 6" pigtail wire.
- Measures 1 1/8" H x 3/4" D x 5 1/8" L.
- 12V - 24V / 0.5A Avg - 0.7A Max
- 1 Year Warranty



MEGA 43 LED Light

Model 10.4322

- Four 3W LEDs in each light.
- Self-contained flasher with 21 patterns.
- Includes gasket, hardware and 6" pigtail wire.
- Measures 1 1/8" H x 3/4" D x 4" L.
- 12V - 24V / 0.4A Max
- 1 Year Warranty



Shown above:
Model 10.4322.B00
Model 10.4322.R00



Model 10.4322.A00



Model 12.1314.BCAP




SHO-OFF® Multi-Purpose LED Lights

Models 12.1314 / 12.1314.CAP



Model 12.1314.AW0

- Each array of (6) 3W LEDs is surrounded by a reflector that creates a wide-angle light spread.
- Internal flasher has 29 selectable flash patterns.
- T-slot mounting channels simplify installation.
- Model 12.1314 comes with an 18" pigtail and (2) "L" brackets. Switch and flashback shield sold separately.
- Model 12.1314.CAP comes with (2) "L" brackets and a 15' cable with a switched adapter plug.
- 12V / 0.75A - 1.5A Max / 1 3/8" H x 1 1/2" D x 4" L
- Made in the U.S.A. / 2 Year Warranty





Micro-Lite LED Lights Model 11.9000

- Black ABS housing has 40 LEDs.
- Knock-out holes for flush mounting or "L" brackets.
- Includes (2) "L" brackets, gasket and 18" cord.
- Remote flasher sold separately.
- Also available as a kit with switch and flasher.
- Measures 1½" H x ¾" D x 5⅞" L.
- 12V / 0.5A Max
- Made in the U.S.A. / 2 Year Warranty



Model
11.9000.R00




Model
11.9000.A00




LED Mighty Mite Light Kit Model 11.3704

- Waterproof, flush-mount light with 40 LEDs.
- Kit includes (2) lights with 10' cords and hardware plus (1) Model 11.1005SF flasher and (1) Model 11.1002 switch.
- Individual light also available separately. (Model 11.8004)
- Each light measures 2" H x ½" D x 4" L.
- 12V / 0.5A Max / Made in the U.S.A. / 2 Year Warranty




Model 11.3704.RB0



Model
11.3708.WR0



LED Mighty Light Model 11.3708



Model
11.3708.AW0

- Waterproof, flush-mount light with 80 LEDs.
- Internal flasher has seven patterns.
- Epoxy-coated LEDs resist moisture & vibration.
- Includes 10' power cord and hardware.
- Measures 2" H x ½" D x 7⅞" L.
- 12V / 1.0A Max
- Made in the U.S.A. / 2 Year Warranty



LED ATV Kit Model 12.10ATV

- Kit includes (4) MEGA 63 lights, (1) handlebar switch, (1) 20W 125db wail siren and mounting brackets.
- Lights have internal flashers with 21 patterns and solid or split LED arrays in a variety of colors.
- Waterproof handlebar switch has three buttons to control mode, power to siren, and power to lights.
- Light - 1 1/8" H x 3/4" D x 5 1/8" L / 0.7A Max per light
- Siren - 4 1/8" H x 3 1/8" D x 3 3/8" L / 1.5A Max
- Switch - 1 1/4" H x 3/4" D x 4" L / 9.0A Load
- 12V / 1 Year Warranty



Model 12.10ATV.RB0



Model 12.1400.AW0
Two Piece
48 LEDs / 6A Max

Model 12.1402
Passenger Side
24 LEDs / 3A Max


Model 12.1401
Driver Side
24 LEDs / 3A Max



SHO-OFF® Interior LED Light Bar

Models 12.1400 / 12.1401 / 12.1402

- Low-profile design allows unobstructed view.
- Simple "No Drill" installation.
- Reflectors on each LED module surround (6) 3W LEDs in single or alternating colors.
- Internal flasher has nine selectable patterns.
- Also available with optional take-down lights.
- Includes universal brackets and a 15' cable.
- 12V / 7/8" H x 3 1/2" D x 16" L per section
- Made in the U.S.A. / 2 Year Warranty




MEGA LED Dash Lights

Models 10.6330 / 10.6330.CAP / 10.6332 / 10.6332.CAP



Model 10.6332.ABAW




Model 10.6330.RB0

- Low-profile design permits an unobstructed view.
- Effective as a headliner light or as a dash light.
- Self-contained flasher has 21 selectable patterns.
- Available with a 15' insulated cable or with a 15' cable with a switched adapter plug (CAP models).
- Models 10.6330 and 10.6330.CAP:
12V - 24V / Six 3W LEDs / 0.5A Avg - 0.7A Max
1 1/4" H x 4 3/4" D x 5 1/2" L - 9 3/4" L with suction cups
- Models 10.6332 and 10.6332.CAP:
12V - 24V / 12 3W LEDs / 1.0A Avg - 1.4A Max
1 1/4" H x 4 3/4" D x 10 3/4" L - 15 3/4" L with suction cups
- 1 Year Warranty



Model 11.8000.B00



LED Dash Light Model 11.8000

- Solid or split array of 80 LEDs.
- Internal flasher has seven patterns.
- Housing-mounted, push-button, power and mode switches.
- Includes 10' cord with adapter plug and choice of headliner, dash, bail, "L" or windshield "L" brackets.
- 1½" H x 1⅞" D x 6½" L / 1.0A Max
- 12V / Made in the U.S.A. / 2 Year Warranty




Luminator MicroDash Light Model 12.1840

- Four 3W Luminator LEDs have advanced optics.
- Internal flasher produces seven selectable patterns.
- Housing-mounted power and mode switches plus pattern indicator LEDs.
- Includes an adapter plug on a 10' cord, flashback shield, bail bracket, windshield bracket and Velcro disks.
- 1¾" H x 6¼" D x 5⅞" L (without bracket) / 1.5A Max
- 12V / Made in the U.S.A. / 2 Year Warranty



Model 12.1840.A00



Touchpad Switches



Model 12.2809.AW0



Luminator LED Dash Light Model 12.2809

- Six 3W Luminator LEDs with advanced optics.
- Internal flasher has 10 selectable patterns.
- Removable bracket prevents flashback.
- Aluminum housing with clear lens cover.
- Includes 10' cord, adapter plug with power and mode switches, and flashback shield.
- 2⅞" H x 6⅜" D x 9¾" L (with shield) / 1.5A Max
- 12V / Made in the U.S.A. / 2 Year Warranty



LED Visor Light Model 11.4000


- Low-profile housing has 80 LEDs.
- Internal flasher with seven selectable patterns.
- Housing-mounted power and mode switches.
- Securely attaches to visors with built-in, adjustable, hook and loop straps.
- Steady-burn map light is a standard feature on models with red LEDs.
- Includes a 10' cord with fused adapter plug.
- Measures 3⅜" H x ¾" D x 8⅜" L.
- 12V / 1.0A / Made in the U.S.A. / 2 Year Warranty



Model 11.4000.RB0



Model 11.4000.AA0





FLASHPOINT® X-TREME LED Beacons

Models 13.2134 / 13.2144 / 13.2154



The X-TREME Beacon (left) emits a wider and brighter light than previous models.



13.2136.B00
Stud-Mount



13.2144.R00
Flush-Mount



13.2154.A00
Magnet Mount

- Intense light from four LED panels (each with 30 LED dies) fills the lens.
- A built-in flasher generates a double flash to attract attention.
- Available in three mounting styles with either a 4" or 6" lens.
- 12V / 2A Max / Made in the U.S.A. / 2 Year Warranty



Available with 4" or 6" lenses in 5 colors.

| | | | | |
|----------------------|--------------------|---------|-----------------|--------------------------------|
| Model 13.2134 | Stud or Pipe Mount | 4" Lens | 4¼" H x 5½" DIA | Aluminum base / 12" wire |
| Model 13.2136 | Stud or Pipe Mount | 6" Lens | 6¼" H x 5½" DIA | Aluminum base / 12" wire |
| Model 13.2144 | Flush Mount | 4" Lens | 5" H x 6⅝" DIA | Black plastic base / 10" wire |
| Model 13.2146 | Flush Mount | 6" Lens | 7" H x 6⅝" DIA | Black plastic base / 10" wire |
| Model 13.2154 | Magnet Mount | 4" Lens | 4⅜" H x 5¼" DIA | 90 lb magnet / 15' cord / plug |
| Model 13.2156 | Magnet Mount | 6" Lens | 6⅜" H x 5¼" DIA | 90 lb magnet / 15' cord / plug |



FLASHPOINT® Bi-Color LED Beacons

Models 12.7233 / 12.7243 / 12.7253

- ONE beacon with TWO selectable colors.
- (12) 3W LEDs in two tiers of (6) colored LEDs.
- 3" fresnel lens available in clear only.
- Self-contained flasher has three modes:
Color 1 - quad flash / Color 2 - quad flash
Both Colors - alternating quad flash
- 12V / 1.5A Max / Made in the U.S.A. / 2 Year Warranty



1. Power off



2. Amber LED tier on



3. Blue LED tier on

Model 12.7253.AB0
shown above



| | | | | |
|----------------------|--------------------|---------|-----------------|-------------------------------------|
| Model 12.7233 | Stud or Pipe Mount | 3" Lens | 3¼" H x 5½" DIA | Aluminum base / 12" wire |
| Model 12.7243 | Flush Mount | 3" Lens | 4" H x 6⅝" DIA | Black plastic base / 10" wire |
| Model 12.7253 | Magnetic Mount | 3" Lens | 3¾" H x 5½" DIA | 90 lb-pull magnet / 15' cord / plug |



12.6233SF.R00



FLASHPOINT® 360° LED Beacons

Models 12.6233SF / 12.6243SF / 12.6253SF

- Classic single color beacon has six 3W LEDs.
- Choice of quad flash or 5-pattern strobe flash (SF).
- Available with a 3" lens in three mounting styles.
- 12V / 1.5A Max / Made in the U.S.A. / 2 Year Warranty

12.6243SF.C00



12.6253SF.A00



| | | | |
|---------------------------|--------------|-----------------|--------------------|
| Model 12.6233 (SF) | Stud or Pipe | 3¼" H x 5½" DIA | Aluminum base |
| Model 12.6243 (SF) | Flush | 4" H x 6⅝" DIA | Black plastic base |
| Model 12.6253 (SF) | Magnetic | 3¾" H x 5½" DIA | 90 lb-pull magnet |



PAR 36 LED Lamps

Models 11.8516 / 11.8534 / 11.8552

- Waterproof LED lamps in three intensities fit in any standard PAR 36 housing.
- Remote flasher required (sold separately).
- Clear lenses protect LEDs. / Includes 18" pigtail wire.
- 12V / 1 1/4" D x 4 3/8" Diameter
- Made in the U.S.A. / 2 Year Warranty



Model 11.8516
Standard PAR 36
16 LEDs / 0.2A Max



Model 11.8534
Mega-Bright PAR 36
With metallized chambers
34 LEDs / 0.3A Max



Model 11.8552
Ultra-Bright PAR 36
52 LEDs / 0.65A Max



Model 12.84201.BWRW



Mix or Match Center and Outer Ring Colors



Bi-Color PAR 36 LED Kit

Model 12.84201

- Dual function, spot-flood LED lights.
- Bi-color array has 20 colored LEDs in an outer ring surrounding one 5W LED.
- Center LED can be wired to flash alternately or simultaneously with the outer ring of LEDs.
- Kit includes (2) lighthead, (2) rubber housings w/ adjustable brackets and (1) 11.1005SF flasher.
- Switch sold separately.
- Mounted lamps measure 6" H x 4" D x 4 3/4" L.
- 12V / 0.5A Max per lighthead.
- Made in the U.S.A. / 2 Year Warranty

Headlight Covert LED Kit

Model 12.3810

- Eight 3W LEDs per module provide wide-angle light spread.
- Install in 1" cut-outs in vehicle light housings or surface mount.
- Kit includes (2) LED modules with internal flashers, (2) gaskets, (2) mounting flanges, (1) 12' power cable and (1) 8' extension.
- 17 patterns • Synchronizable • 1 1/4" H x 1 1/2" Dia. / module
- 10V - 30V • 1 Year Warranty • 1.3A Max at 12.8V / module



Model 12.3810.AW0



Model 12.4516.AW0



Bi-Color Covert LED Kit

Model 12.4516

- Two LED colors in each module. / Eight 3W LEDs per module.
- Install in 1" cut-outs in vehicle light housings or surface-mount.
- Kit includes (2) modules with internal flashers, (2) gaskets, (2) mounting flanges, (1) 12' power cable and (1) 8' extension.
- 17 patterns • Synchronizable • 1 1/4" H x 1 1/2" Dia. / module
- 10V - 30V • 1 Year Warranty • 1.3A Max at 12.8V / module



Original ESL X-TRA




- A white scene light and a colored split array in one housing provide built-in versatility.
- Models are available in Original height (5" tall) and Low-Profile (2¼" tall).
- Each dual-color Cree® LED emits white and one alternate color: either amber, blue, red or white.
- Includes Model 10.3003 external 3-output flasher, mounting hardware and power cable.
- Suitable for exterior or interior applications. • 12V / 1 year warranty



Model 10.5120F.RWR



Model 10.5180F.AWA



Model 10.5240F.BWB

| | | | | | |
|-----------------------|------|--------------|----------|---------|-----------------------|
| Model 10.5120F | 120W | (40) 3W LEDs | 7200 LM | 8A Max | 5" H x 3½" D x 24½" L |
| Model 10.5180F | 180W | (60) 3W LEDs | 10800 LM | 11A Max | 5" H x 3½" D x 34¾" L |
| Model 10.5240F | 240W | (80) 3W LEDs | 12600 LM | 15A Max | 5" H x 3½" D x 44½" L |

*** Other size and color variations available on special order. Check with our customer service team ***

Low-Profile ESL X-TRA



Model 10.6060F.AWA



Model 10.6100F.RWR



Model 10.6150F.BWB



Model 10.6200F.AWA



Model 10.6250F.RWB

| | | | | | |
|-----------------------|------------------|--------------|----------|----------|------------------------|
| Model 10.6060F | 60W Low-Profile | (12) 5W LEDs | 6600 LM | 2.1A Max | 2¼" H x 2⅞" D x 14" L |
| Model 10.6100F | 100W Low-Profile | (20) 5W LEDs | 11000 LM | 2.9A Max | 2¼" H x 2⅞" D x 23¾" L |
| Model 10.6150F | 150W Low-Profile | (30) 5W LEDs | 16500 LM | 5.5A Max | 2¼" H x 2⅞" D x 31¼" L |
| Model 10.6200F | 200W Low-Profile | (40) 5W LEDs | 22000 LM | 6.0A Max | 2¼" H x 2⅞" D x 43¼" L |
| Model 10.6250F | 250W Low-Profile | (50) 5W LEDs | 27500 LM | 7.1A Max | 2¼" H x 2⅞" D x 53¼" L |

*** Other size and color variations available on special order. Check with our customer service team ***

LED Scene Lighters

10.8500 Series

- Vertical mounting brackets enable these LED scene lights to illuminate large areas.
- IP67 rated for moisture and dust resistance.
- Available with in-line, water-resistant, push-button switch(es) or use a remote 12V - 24V switch (sold separately).
- Swivel-mount models are compatible with Unity® mounting brackets. Pipe-mount models attach to existing vehicle mounts or to a portable tripod (sold separately).
- 12V - 24V / 1 Year Warranty



Single LED Scene Lighter

Model 10.8571

- One 72W light head placed in choice of pipe-mount or swivel-mount U-bracket.
- 24 LEDs / 4200 LM / 4A Max
- Overall dimensions: 8" H x 3½" D x 14½" L.

Model shown: 10.8571SW.0SV



Double LED Scene Lighter

Model 10.8572

- Two 72W light heads stacked within your choice of (1) pipe-mount or (1) swivel-mount U-bracket.
- 48 LEDs / 8400 LM / 8A Max
- Overall dimensions: 11" H x 3½" D x 14½" L.

Model shown: 10.8572SW.00P



Pivoting LED Scene Lighter

Model 10.8574

- Two 72W light heads in individual U-brackets joined by a pivot mechanism.
- 48 LEDs / 8400 LM / 8A Max
- Overall dimensions: 11¾" H x 3½" D x 14½" L.

Model shown: 10.8574SW.00P with optional Tripod Light Stand and AC-DC Power Supply.



Optional Accessories

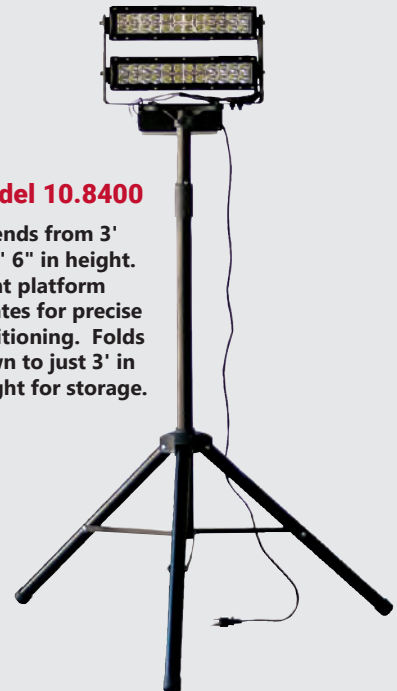


AC-DC LED Power Supply

Model 10.8575

Waterproof power supply converts 120V AC from a wall plug to 12V DC. 1-3/4" H x 2-3/4" D x 7-3/4" L

Tripod Light Stand



Model 10.8400

Extends from 3' to 5' 6" in height. Light platform rotates for precise positioning. Folds down to just 3' in height for storage.

Low-Profile LED Scene Lights

10.4000 Series

- Super slim housings fit in tight spaces.
- 5W white LEDs light up the darkest night.
- A combination of flood and spot lenses ensure wide and far-reaching light.
- Includes cable and mounting hardware.
- 12V - 24V / 1 Year Warranty



Model 10.4030.W00



Model 10.4100.W00



Model 10.4150.W00




Model 10.4200.W00



Model 10.4250.W00

| | | | | | |
|--------------------------|------|--------------|----------|----------|---|
| Model 10.4030.W00 | 30W | (6) 5W LEDs | 3300 LM | 1.0A Max | 2" H x 2 $\frac{7}{8}$ " D x 9 $\frac{1}{4}$ " L |
| Model 10.4100.W00 | 100W | (18) 5W LEDs | 9900 LM | 3.5A Max | 2" H x 2 $\frac{7}{8}$ " D x 19 $\frac{7}{8}$ " L |
| Model 10.4150.W00 | 150W | (30) 5W LEDs | 16500 LM | 5.5A Max | 2" H x 2 $\frac{7}{8}$ " D x 33 $\frac{1}{8}$ " L |
| Model 10.4200.W00 | 200W | (40) 5W LEDs | 22000LM | 8A Max | 2" H x 2 $\frac{7}{8}$ " D x 42 $\frac{7}{8}$ " L |
| Model 10.4250.W00 | 250W | (50) 5W LEDs | 26400 LM | 9.5A Max | 2" H x 2 $\frac{7}{8}$ " D x 52 $\frac{7}{8}$ " L |

*** Other sizes available on special order. Check with our customer service team ***



10.8000 Series MEGA LED Scene Lights

MEGA LED Scene Lights

10.8000 Series

- High-intensity LEDs illuminate large areas.
- IP67 rated for moisture and dust resistance.
- Includes cable and mounting hardware.
- 12V - 24V / 1 Year Warranty



Model 10.8036.W00



Model 10.8072.W00



Model 10.8180.W00



Model 10.8120.W00



Model 10.8240.W00



Model 10.8300.W00

| | | | | | |
|--------------------------|------|---------------|----------|-----------|--|
| Model 10.8036.W00 | 36W | (12) 3W LEDs | 2160 LM | 2.5A Max | 4 $\frac{1}{2}$ " H x 3 $\frac{1}{2}$ " D x 10 $\frac{1}{4}$ " L |
| Model 10.8072.W00 | 36W | (24) 3W LEDs | 4200 LM | 4.0A Max | 4 $\frac{1}{2}$ " H x 3 $\frac{1}{2}$ " D x 16 $\frac{1}{4}$ " L |
| Model 10.8120.W00 | 120W | (40) 3W LEDs | 7200 LM | 8.0A Max | 4 $\frac{1}{2}$ " H x 3 $\frac{1}{2}$ " D x 24 $\frac{5}{8}$ " L |
| Model 10.8180.W00 | 180W | (60) 3W LEDs | 10800 LM | 11.0A Max | 4 $\frac{1}{2}$ " H x 3 $\frac{1}{2}$ " D x 34 $\frac{3}{8}$ " L |
| Model 10.8240.W00 | 240W | (80) 3W LEDs | 12600 LM | 15.0A Max | 4 $\frac{1}{2}$ " H x 3 $\frac{1}{2}$ " D x 44 $\frac{3}{8}$ " L |
| Model 10.8300.W00 | 300W | (100) 3W LEDs | 14400 LM | 19.0A Max | 4 $\frac{1}{2}$ " H x 3 $\frac{1}{2}$ " D x 54 $\frac{3}{8}$ " L |

*** Other sizes available on special order. Check with our customer service team ***



Model 12.6505



Model 12.6502



Model 12.6501



Model 12.6503



Model 12.6504



Model 12.6506



Shown above: Model 12.6505



LightStorm® Off-Road / Scene Lights 12.6500 Series

- SHO-OFF® LED modules have reflectors surrounding six, steady-burning, white, 3W LEDs.
- T-slot channels simplify mounting.
- Clear lens cover protects LEDs.
- Includes a 15' cable and "L" brackets.
- Standard 12V but can adapt to 24V with an optional converter.
- Made in the U.S.A. / 2 Year Warranty

| | | | |
|----------------------|--------------|----------|------------------------|
| Model 12.6501 | (12) 3W LEDs | 1.5A Max | 2¼" H x 2¾" D x 5¾" L |
| Model 12.6502 | (24) 3W LEDs | 3.0A Max | 2¼" H x 2¾" D x 11¾" L |
| Model 12.6503 | (36) 3W LEDs | 4.5A Max | 2¼" H x 2¾" D x 18" L |
| Model 12.6504 | (48) 3W LEDs | 6.0A Max | 2¼" H x 2¾" D x 24" L |
| Model 12.6505 | (60) 3W LEDs | 7.5A Max | 2¼" H x 2¾" D x 30¼" L |
| Model 12.6506 | (72) 3W LEDs | 9.0A Max | 2¼" H x 2¾" D x 41¾" L |



Shown above: Model 10.7027R.W00



Shown above: Model 10.7048.W00



Model 10.7015.W00



Model 10.7018R.W00

MEGA LED Work Lights 10.7000 Series

- Suitable for any 12V - 24V system.
- IP67 rated for moisture and dust resistance.
- Cast aluminum alloy housings resist rust.
- Adjustable stud-mount bracket with hardware.
- Includes mounting kit and 15" double-insulated cable.
- 1 Year Warranty



Model 10.7027.W00



Model 10.7027R.W00



Model 10.7048.W00

| | | | | |
|---------------------------|--------------|---------|--------|-----------------------|
| Model 10.7015.W00 | (5) 3W LEDs | 1100 LM | 1A Max | 5⅜" H x 1½" D x 4¼" L |
| Model 10.7018R.W00 | (6) 3W LEDs | 1300 LM | 1A Max | 5⅜" H x 1½" D x 4½" L |
| Model 10.7027.W00 | (9) 3W LEDs | 2000 LM | 2A Max | 5⅜" H x 2⅝" D x 4¼" L |
| Model 10.7027R.W00 | (9) 3W LEDs | 2000 LM | 2A Max | 5⅜" H x 2" D x 4½" L |
| Model 10.7048.W00 | (16) 3W LEDs | 2900 LM | 3A Max | 5⅜" H x 2⅝" D x 4½" L |






Rechargeable Lights 09 Series

- Recyclable 6V, 4.5A/H sealed lead-acid battery.
- Non-conductive housing has adjustable base.
- Weather-proof toggle switches.
- Choice of DC plug-in, DC hardwire or AC charger.
- Measures 5 1/8" Diameter x 9" Long.
- Made in the U.S.A.

Visit www.able2products.com to view charging centers.



Available in three colors.



Includes choice of charger.



Model 09.201LED Spot / Flood LED Light

- One 5W LED projects a narrow 3° spot beam for up to eight hours per charge.
- An outer ring of 20 LEDs creates a wide-angle flood light for up to 50 hours per charge.

Model 09.34LED Flood LED Light

- Metallized reflective chambers intensify the light generated by 34 high-intensity LEDs.
- Capable of 25+ hours of continuous run time on a fully-charged battery.



Model 09.AB70 Halogen Spot Light

- 25,000 CP GE® halogen spot bulb.

Model 09.0985 6V 4.5 Ah

Maintenance Free Rechargeable Battery
(Fits all models)



Model 09.AB72 Emergency Halogen Spot

Model 09.AB73 Emergency Halogen Flood

Model 09.EM201LED Emergency Spot / Flood LED

Model 09.EM34LED Emergency Flood LED

- Same features as standard LED and halogen models with the added benefit of "Emergency ON" circuitry.
- When the power to the charger is interrupted, the mounted light automatically turns on to provide safety lighting.
- Designed for indoor locations.



Emergency Scene Light

16.0550.4007

- PAR 46 incandescent spot / flood light pivots 170° vertically and 360° horizontally.
- Chrome-plated brass body has a housing-mounted switch and 12' pigtail wiring.
- Housing measures 9½" H x 6½" W x 6" D.
- 100W / 200,000 CP Spot / 50,000 CP Flood
- 12V / 7.7A Max / Made in the U.S.A. / 1 Year Warranty



LED Spot / Flood Work Light

12.17201

- PAR 36 LED spot / flood bulb has (1) center 5W LED for a 3° spot beam and (20) outer LEDs for a flood beam.
- Rubber housing has an adjustable bracket.
- Standard pigtail wiring. (Remote switch sold separately.)
- Magnet base, switch and adapter plug available for an extra charge.
- Measures 6" H x 4¾" W x 4" D (including bracket)
- 12V / 0.5A Max / Made in the U.S.A. / 2 Year Warranty

Golight® Remote Control Spot Light

Model 16.7900

- Two-speed, remote-controlled, portable halogen searchlight.
- Motorized 370° horizontal rotation and 135° vertical tilt.
- Programmable, wireless remote control with 100' range.
- Selectable fast and slow rotation speeds.
- Mounts temporarily with a mechanical suction cup or permanently with a gasket and removable shoe base.
- 15' power cord with adapter plug for 12V DC.
- 5.5A Max / 400,000 CP / 65W
- Measures 8" H x 7" D x 7" L / 1 Year Warranty



Model 06.0300



Model 06.0500



Side View

Hi-Intensity Lights

06 Series

- 12V PAR 46 bulbs in black ABS plastic housings.
- Convenient thumb-operated power switch.
- Tiled handle provides a comfortable grip.
- Standard 10' straight cord with an adapter plug.
- Optional mounting clip sold separately.
- Housing measures 10½" H x 4½" D x 6" L.
- 1 Year Warranty

Incandescent Spot Lights

Model 06.0200 7.7A / 200,000 CP / 100W

Model 06.0300 11.5A / 300,000 CP / 150W

LED Spot Light

Model 06.0500 2.5A / 2,000 LM / 30W



Angled LED Utility Flood Lights

12.0918 / 12.0930



Model 12.0918



Model 12.0930

- Face of light slants downward at a 60° angle.
- Uniquely suited for illuminating service areas or the perimeter of school buses, emergency, utility and recreational vehicles.
- Projects a widespread 6500K cool white light.
- IP68 rated to resist water and withstand dust and dirt.
- Includes a mounting kit, gasket and 14" insulated wire.
- Model 12.0918 - 18W / 1.4A Max
1500 lumens / 1-7/8" H x 2-18" D x 9" L
- Model 12.0930 - 30W / 2.7A Max
2780 lumens / 1-7/8" H x 2-18" D x 12-1/4" L
- 10 - 30 Volt / 1 Year Warranty



Portable Spot Lights

08 Series

- 12V PAR 36 spot, spot / flood or flashing spot lights.
- Rust and impact resistant ABS plastic housings.
- Optional snap-on lenses are available in amber, blue, green and red. Sold separately. (Compatible with all models except Model 08.201LED.)
- Housing-mounted switches.
- Models with magnetic or magnetic swivel bases have (1) 90 lb-pull magnet.
- Standard 12' straight cord with an adapter plug.
- Housing measures 4 3/4" Diameter x 5 1/8" D.
- Made in the U.S.A. / 1 Year Warranty



Model 08.0335.008
with Magnetic Base



Model
08.0355



Lenses sold
separately.



Model 08.0327 with Magnetic Base

Halogen or Incandescent Spot Lights

- Steady beam has range of up to one mile.
- Standard slide switch. (Optional momentary switch.)
- Handheld, magnetic or magnetic swivel base.

Incandescent

Model 08.0335 2.3A / 35,000 CP / 30W

Halogen

Model 08.0375 3.9A / 100,000 CP / 50W



Model 08.201LED.SV8
with Magnetic Swivel Base
(Not compatible
with snap-on lenses.)

Incandescent Flashing Spot Lights

- Projects either a steady light beam or 90 FPM.
- Three-position toggle switch: flashing, off, steady.
- Magnetic or magnetic swivel base only.
- 2.3A / 35,000 CP / 30W

Model 08.0327 Magnetic Base

Model 08.0329 Swivel Magnetic Base

LED Spot / Flood Light

- (1) center 5W LED produces a 3° spot beam.
- (20) outer LEDs create a wide-angle flood beam.
- Three-position toggle switch: spot, off, flood.
- Handheld, magnetic or magnetic swivel base.
- Not compatible with snap-on lenses.

Model 08.201LED 0.5A Max / LED

Multi-Function Switch Boxes

05 Series

- Fully-illuminated SPST rocker switches.
- Fully-enclosed housings.
- Pre-wired for simple installation.
- 12V / Made in the U.S.A. / 1 Year Warranty
- Includes an adjustable bail bracket and all necessary wiring.



Four-Function Switch Boxes $2\frac{1}{4}''$ H x $3\frac{7}{8}''$ D x $4\frac{1}{2}''$ L



- Model 05.4000** Adhesive labels
(4) individually fused, 20A switches
- Model 05.4004** Backlit legends
(4) individually fused, 20A switches
- Model 05.4040** Adhesive labels
(1) switch with a 40A relay and a 40A circuit breaker
(3) individually fused 20A switches
- Model 05.4044** Backlit legends
(1) switch with a 40A relay and a 40A circuit breaker
(3) individually fused 20A switches



Six-Function Switch Boxes $2\frac{1}{4}''$ H x 5" D x 6" L



- Model 05.6000** Backlit legends
(6) individually fused, 20A switches
- Model 05.6040** Backlit legends
(1) switch with a 40A relay and a 40A circuit breaker
(5) individually fused 20A switches



Seven-Function Switch Box $2\frac{1}{4}''$ H x 5" D x 6" L



- Model 05.5540**
Backlit legends
(1) three-position progressive slide switch which has
(3) 40A relays & (3) 30A (Type 2) auto re-set circuit breakers
(4) individually fused 20A switches for auxiliary functions



Undercover Switch Boxes & Sirens with Mini Controllers

31 Series

- All 31 Series models include a remote mini controller for discrete operation of lights, sirens or accessories.
 - LED lights illuminate each tactile switch and highlight the selected function for night use.
 - Plug-in connectors simplify installation.
 - Mini Controller measures 1 7/8" H x 1/2" D x 3 1/8" L - approximately the length and height of a credit card.
 - 12V / Made in the U.S.A. / 1 Year Warranty
- Actual Size of Mini Controller*



Undercover Switch Boxes with Mini Controllers

Each Relay Box has (4) 15A outputs and measures 2 3/8" H x 5 3/8" D x 4 3/8" L.



Model 31.4040

- Four-output undercover switch box includes:
 - (1) remote controller
 - (1) relay box with all necessary wiring



Model 31.8040

- Eight-output undercover switch box includes:
 - (1) remote controller
 - (1) master relay box with wiring
 - (1) slave relay box with wiring



Undercover Siren-Switch Box with Mini Controller

Model 31.2515.4040

- The Mini Controller operates four 15A outputs and four digitally-enhanced siren sounds.
- Powers one 100W speaker. (Sold separately.)
- Relay Switch Box & Siren Amplifier measure 2 3/8" H x 5 3/8" D x 4 3/8" L each. / 10A Average - 15A Max



Eight-Function Undercover Siren with Mini Controller

Model 31.2515

- Mini Controller operates 8 sounds: Wail, Yelp, Warble, Whoop, Air Horn, Hi-Lo, Phaser and Intersection Mode.
- Powers one 100W speaker. (Sold separately.)
- Amplifier measures 2 3/8" H x 5 3/8" D x 4 3/8" L.
- 10A Average - 15A Max





Siren & Switch Box Combo Model 30.2400

12 Operational Modes
 Warble Whoop Hi-Lo Air Horn Wail
 Yelp Phaser PA Standby Tap
 Intersection Mode Radio Re-Broadcast



Combines siren and switch controls in one streamlined housing.

- Provides 12 amplifier modes (including the unique intersection mode) PLUS control of up to seven auxiliary functions from one convenient location.
- The hard-wired, noise-cancelling PA microphone has a momentary push-to-talk button on one side; variable volume control, mic clip and a tangle-resistant 4' coiled cord.
- A three-position progressive slide switch and four push-button on/off switches operate seven auxiliary functions. Each slide switch position and pushbutton switch is rated at 10A. The total for all switches cannot exceed 30A.
- Illuminated faceplate improves nighttime visibility.
- LED lights indicate status of auxiliary function.
- Powers one 100W RMS speaker. (Sold separately.)
- Solid-state electrical components and durable parts provide years of dependable service.
- Bracket, wiring and plug-in connectors included.
- Measures 3" H x 6½" D x 6" L.
- 12V / Made in the U.S.A. / 1 Year Warranty



Full-Feature and Full-Feature Plus Dash-Mount Sirens Models 30.2100 / 30.2200

- Be ready for emergencies with these multi-function sirens featuring distinctive Intersection Mode.
- Both models come with a hard-wired, noise-cancelling PA microphone with a momentary push-to-talk button on one side. Variable volume control, mic clip and tangle-resistant 4' coiled cord simplify operation.
- Illuminated faceplates improve visibility in the dark.
- Engineered to withstand high-voltage spikes.
- Tap and Air Horn are horn-ring adaptable.
- Powers one 100W RMS speaker. (Sold separately.)
- Bail bracket, wiring and plug-in connectors included.
- Dimensions: 2¼" H x 6½" D x 6" L.
- 12V / 10A Average
- Made in the U.S.A. / 1 Year Warranty



Model 30.2100 Full-Feature Siren

Air Horn Wail Yelp
 Tap PA Phaser
 Standby
 Intersection Mode
 Radio Rebroadcast



Model 30.2200 Full-Feature Plus Siren

Warble Whoop Hi-Lo Air Horn Wail
 Yelp Phaser Tap Standby PA
 Intersection Mode Radio Re-Broadcast



100W Dash-Mount Sirens

30 Series

- Solid-state electronics are engineered to withstand high-voltage spikes and reverse polarity.
- Powers (1) 100W RMS speaker. (Sold separately.)
- Bail bracket and wiring included.
- 121 dB at 10 ft (with Model 30.0210 speaker.)
- 12V / 10A Avg / Made in the U.S.A. / 1 Yr Warranty



Three-Function Dash-Mount Sirens

Models 30.3106 / 30.3109

Streamlined design has LED mode indicator lights, (1) three-position rocker switch that controls Wail and Yelp tones, and (1) momentary rocker switch that controls Phaser sound (Model 30.3106) or Air Horn sound (Model 30.3109). Dimensions: 1 3/8" H x 6" D x 6" L.



Warble / Whoop Dash-Mount Siren

Model 30.2330

Compact unit has (2) lighted rocker switches - one for power and one for Warble / Whoop tones. Dimensions: 1 3/8" H x 6" D x 6" L.



Dash-Mount Amplifier

Model 30.2108



Features Air Horn, PA and Radio Rebroadcast. Horn ring adaptable. Hardwired, noise-cancelling PA microphone has variable volume control.

Illuminated faceplate. Size: 2 1/4" H x 6 1/2" D x 6" L.



Four-Function Siren

Model 30.3104

Features LED mode indicator lights, (2) momentary switches for Air Horn and Phaser plus (2) on/off switches for Wail and Yelp functions. Dimensions: 1 3/8" H x 6" D x 6" L.



Back-Up Alarms

Models 13.0030 / 13.0040

- Keep work zones safe.
- Solid-state electronics.
- Spike and polarity protected.
- High-impact, corrosion-proof housings.
- Steam-cleanable.
- 12V - 24V / 2 Year Warranty
- Made in the U.S.A.



Multi-Purpose Alarm
Model 13.0030
 Self-Adjusting
 87 to 112 dB / 1.0A
 3 1/8" H x 4" D x 5" L



Economy Alarm
Model 13.0040
 Conforms to SAE J994 Type C
 97 dB / 0.2A
 2 5/8" H x 1 5/8" D x 4" L



Back-Up Switch
Model 13.0134
 Alarm activates when vehicle is in reverse. (Sold separately.)

100W RMS Speakers

30 Series

- Manufactured to withstand heavy use.
- Use with any 100W siren. (Sold separately.)
- Aluminum housings have a baked enamel finish.
- Standard bracket permits full axis orientation.
- Field-serviceable driver, voice coil, bell and tip.
- Impedance: 11 ohms at 1 KHz
- Frequency: 375 - 8000 Hz / 120 dB - 10' on axis.
- 12V / 1 Year Warranty

Standard-Profile Speaker

Model 30.0210


- Designed to fit most traditional light bars.
- Comes with Model 30.0212 plastic bell.
- Overall dimensions: 5¼" H x 6" D x 8" L.




Concealed Scoop Speaker

Model 30.0215P

- For concealed installation in front of or behind the radiator, in a light bar, near the fender or under the hood.
- Comes with Model 30.0217P plastic scoop.
- Overall dimensions: 4½" H x 4¼" D x 10¾" L.



Replacement Parts



30.0212 Bell
For 30.0210

30.0217P Scoop
For 30.0215P



30.0218 Tip (shown)
30.0218.LONG Tip

30.0230 Driver



30.0235NT Driver
Without Threads

Round Bell Speaker

Model 30.0219.BLK

- Compact size makes this speaker ideal for use on motorcycles.
- Comes with Model 30.0251 aluminum bell.
- Overall dimensions: 6" Diameter x 5½" D.



100W Undercover Sirens

30 Series

- Dependable, solid-state electrical components.
- Compact controls free up space inside vehicle.
- Powers (1) 100W RMS speaker. (Sold separately.)
- 121 dB at 10 ft (with Model 30.0210 speaker.)
- Includes wire assembly and switch panel.
- Amplifiers measure 2³/₈" H x 5³/₈" D x 4³/₈" L.
- 12V / 10A Average / Made in the U.S.A. / 1 Year Warranty



Three-Function Undercover Sirens

Models 30.2106 / 30.2109

Amplifier comes with a remote switch panel that has:

- (1) center-off rocker switch for Wail and Yelp tones
- (1) momentary rocker switch for either Phaser (Model 30.2106) or Air Horn (Model 30.2109 - shown)

Switch measures: 2" H x 1³/₄" D x 2" L.



Four-Function Undercover Siren

Model 30.2104

Amplifier comes with a remote switch panel that has:

- (1) center-off rocker switch for Wail and Yelp tones
- (1) center-off momentary switch for Phaser and Air Horn

Switch measures: 2" H x 1³/₄" D x 2" L.



Warble / Whoop Undercover Siren

Model 30.2220

Amplifier comes with a remote switch panel that has:

- (1) center-off rocker switch for Warble and Whoop tones

Switch measures: 1³/₄" H x 2¹/₂" D x 2¹/₄" L.



Compact Speaker

Model 30.0400

- Shorter and thinner than our other speaker models, this speaker accommodates tight spaces and is ideal for concealed installations. Works with any 100W siren. (Sold separately.)
- Constructed of cast aluminum.
- Comes fully assembled with bail bracket.
- 116 dB
- Impedance: 11 ohms at 1 Khz.
- Measures 5¹/₄" H x 2" D x 6¹/₄" L with bracket.

Compact 100W Speakers

Sound Burst Speaker

Model 30.0300

- Rounded corners create a small profile that fits in tight spaces and concealed installations.
- Constructed of heavy-duty nylon composite.
- Multiple sound channels provide a clear tone.
- Works with any 100W siren. (Sold separately.)
- Impedance: 11 ohms at 1 Khz.
- Fully assembled with a removable "L" bracket.
- Measures 7¹/₂" H x 3¹/₂" D x 6¹/₂" L with bracket.





Triple Outlet Box Model 14.0553

- Operate as many as three items at once.
- Sturdy fully-enclosed plastic box has chrome accents.
- Attached plastic plugs keep out dirt and moisture.
- 15 Amp automatic re-set circuit breaker.
- Includes 3' wire for installation in vehicle or boat.
- Measures 1 5/8" H x 3 1/4" D x 6" L.
- 12V / 15A Total
- Made in the U.S.A. / 1 Year Warranty



Multi-Port Accessory Box Model 14.0434

- Accommodate up to seven accessories with this space-saving multi-port accessory center.
- Includes (4) 5VDC USB ports with each pair of ports rated at 2.4A total. Individual ports can handle 1.2A each or one port of each pair can handle up to 2.4A total.
- Three 12VDC outlets provide a total of 15A for accessories like spotlights and air compressors.



- A 15A automatic re-set circuit breaker provides overload protection.
- Box measures 2" H x 3 1/4" D x 6" L.
- Made in the U.S.A. / 1 Year Warranty



Model 14.0370
1 7/8" H x 2 1/8" D x 2 1/4" L



Model 14.0373
1 7/8" H x 3 1/4" D x 4 1/2" L



Switch / Outlet Combos Models 14.0370 / 14.0373

- Switch illuminates fully when the outlet is activated.
- Compact, open-back, powder-coated panel.
- Replaceable blade-type fuse for added safety.
- 12V / 15A Per Outlet
- Made in the U.S.A. / 1 Year Warranty

Accessory Outlets

Models 14.0570 / 14.0571 / 14.6613

- Ideal for use in autos, trucks, boats and campers.
- Attractive chrome finish.
- 12V / 1 Year Warranty



Model 14.0570



Model 14.0571



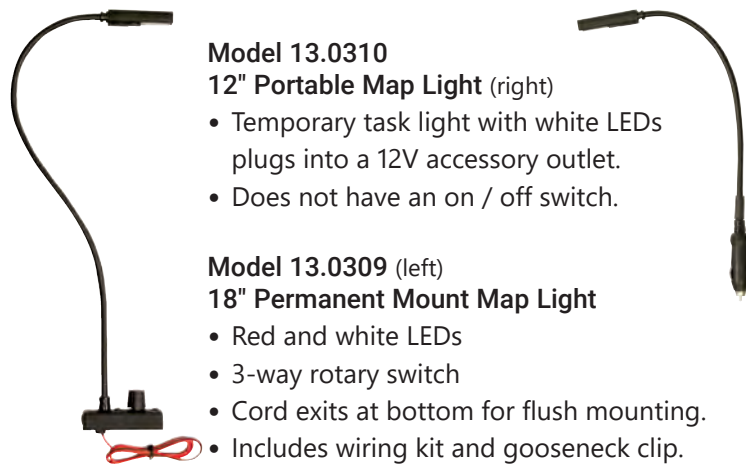
Model 14.6613





LED Map Lights Models 13.0309 / 13.0310

- Flexible goose-neck design focuses bright light where it is needed most.
- Sturdy metal components are built for the rigors of the road.
- Clear lens protects LEDs.
- 60,000 hours average life at 12V
- 4000K Color Temperature / 85 Ra CRI
- 12V / 0.15 Amps / 1.5 Watts
- Made in the U.S.A. / 1 Year Warranty



Model 13.0310
12" Portable Map Light (right)

- Temporary task light with white LEDs plugs into a 12V accessory outlet.
- Does not have an on / off switch.

Model 13.0309 (left)
18" Permanent Mount Map Light

- Red and white LEDs
- 3-way rotary switch
- Cord exits at bottom for flush mounting.
- Includes wiring kit and gooseneck clip.

Single Color Model
11.6112.W00



Bi-Color Models
11.6116.RW0
11.6124.RW0



LED Dome Lights Models 11.6112 / 11.6116 / 11.6124

- Ideal for utility, horse or van trailers.
- Direct-wire fixtures have energy-efficient LEDs.
- Durable aluminum base with white acrylic lens.
- Push-button power switch(es). Red-white LED models have two push-button switches that enable independent operation of each color.
- 12V / 1 $\frac{3}{8}$ " H x 6" Diameter / Made in the U.S.A.

| | | |
|--------------------------|-----------------------------|-------|
| Model 11.6112.W00 | 12 White LEDs | 0.10A |
| Model 11.6116.RW0 | 40 White LEDs - 12 Red LEDs | 0.65A |
| Model 11.6124.RW0 | 12 White LEDs - 12 Red LEDs | 0.15A |



Horizontal Equipment Racks Models 07.0200 / 07.0300 / 07.0400 / 07.1002

- Horizontally house electronics without interference to the driver or air bags.
- Adaptable to bucket- and bench-style seating.
- Optional mounting brackets. (Sold separately.)
- Made in the U.S.A. / 1 Year Warranty

| | | |
|----------------------|--|-----------------------|
| Model 07.0200 | 9 $\frac{1}{4}$ " H x 8 $\frac{3}{4}$ " W x 7 $\frac{1}{2}$ " L | Two Unit |
| Model 07.0300 | 9 $\frac{1}{4}$ " H x 8 $\frac{3}{4}$ " W x 7 $\frac{1}{2}$ " L | Three Unit |
| Model 07.0400 | 9 $\frac{1}{4}$ " H x 8 $\frac{3}{4}$ " W x 10 $\frac{1}{4}$ " L | Four Unit |
| Model 07.1002 | 9 $\frac{1}{4}$ " H x 8 $\frac{3}{4}$ " W x 26 $\frac{1}{4}$ " L | Four Unit w/ Arm Rest |



Model 07.1002



Model 07.0200




Model 07.0300



Model 07.0400


Electronic Gun Locks

Securely transport weapons and prevent theft. Remote momentary switch enables instant access.
Designed to protect gun finish. Bolts to existing gun rack.
12 Volt / Direct Wire / 1 Year Warranty



Standard Electronic Gun Lock Model 07.0710

- Accommodates Remington 870 shotguns.
- Manually unlocks with any standard handcuff key (not included).
- Includes momentary switch and hardware.
- Exterior measures 3¼" H x 3" W x 3" L.
Interior measures 2¼" H x 1¼" W max.



Adjustable Electronic Gun Lock Model 07.7002

- Adjustment plate customizes interior for a variety of weapons including an AR-15.
- Key override permits access if power fails.
- With momentary switch, 2 keys & hardware.
- Exterior measures 4¼" H x 3" W x 4¾" L.
Interior measures 2 - 2¾" H x 2½" W max.




Multi-Purpose Gun Lock Model 07.7015

- Bracket top latches in ⅛" increments to enclose different weapons.
- Key override permits access if power fails.
- Includes momentary switch, two keys and hardware.
- Exterior measures 6" H x 3" W x 3" L.

Timers

Improve safety, protect critical equipment and prevent dead batteries.
12 Volt / Made in the U.S.A. / 1 Year Warranty



Gun Lock Timer Model 25.4802

- Enables access to weapon with one hand.
- The remote momentary switch holds the gun lock open for 8 seconds before it is automatically re-locked.
- Includes momentary switch and "L" bracket.
- Compatible with SHO-ME® gun locks. (Sold separately.)
- 1½" H x 1¼" D x 3" L / Direct Wire



Adjustable Accessory Timer Model 25.3500

- Accessories turn on four seconds after vehicle has been started and remain on for a pre-determined amount of time after ignition is turned off.
- Adjustable from 2 minutes to 33 hours.
- Flush mounts with screws.
- 1½" H x 5⁄8" D x 4" L / Direct Wire

LED Flashers

Waterproof, epoxy-sealed electronics provide protection against moisture, vibration and shock.
12 Volt / Made in the U.S.A. / 1 Year Warranty

LED Flashers with Two Outputs

- 3A Max per Output
- 6A Max Total
- 2" H x 1/2" D x 4" L

Basic Patterns

Model 11.1005

1. Single
2. Double
3. Quad
4. Alternating
5. Alternating Variable Speed
6. Simultaneous Variable Speed
7. Random



Strobe-Style Patterns

Models 11.1005SF / 11.1005TSF with Terminals

1. Double Alternating
2. Double Simultaneous
3. Quad Alternating
4. Quad Simultaneous
5. Quint Alternating
6. MEGA Alternating
7. Random



27 Patterns

Model 11.1005SF-27 (FPSPM = Flash Per Side Per Minute)

- | | | |
|----------------------------|----------------------------|--|
| 1. Alternating 120 FPSPM | 10. Double Simultaneous | 19. ULTRA-ON Alternating |
| 2. Simultaneous 120 FPSPM | 11. Quad Alternating | 20. ULTRA-ON Simultaneous |
| 3. Alternating 240 FPSPM | 12. Quad Simultaneous | 21. Phased |
| 4. Simultaneous 240 FPSPM | 13. Double-ON Alternating | 22. Phased - ULTRA |
| 5. Alternating 800 FPSPM | 14. Double-ON Simultaneous | 23. Quad-R Single-L, Quad-L Single-R |
| 6. Simultaneous 800 FPSPM | 15. Quad-ON Alternating | 24. MEGA-R Single-L, MEGA-L Single-R |
| 7. Alternating 1200 FPSPM | 16. Quad-ON Simultaneous | 25. ULTRA-R Single-L, ULTRA-L Single-R |
| 8. Simultaneous 1200 FPSPM | 17. MEGA-ON Alternating | 26. Single - Double - Hex |
| 9. Double Alternating | 18. MEGA-ON Simultaneous | 27. Random All (Default) |



LED Flasher with Four Selectable Outputs

Model 11.1010SF



Outputs 1-2 OR 3-4

1. Double Alternating
2. Quad Alternating
3. MEGA Alternating
4. Simultaneous
5. Quad Simultaneous
6. Quint Simultaneous
7. Random

All Outputs

1. Scan
2. Sweep
3. Alternating 1-2→3-4
4. Quad Alternating 1-2→3-4
5. Alternating 1-3→2-4
6. Quad Alternating 1-3→2-4
7. Random

- 2A Max per Output
- 6A Max Total
- 2" H x 1/2" D x 4" L



Heavy-Duty Flasher with Two Outputs

Model 11.1005SF.HD



- 6A Max per Output
- 12A Max Total
- 3 3/4" H x 7/8" D x 3 5/8" L

1. Double Alternating
2. Double Simultaneous
3. Quad Alternating
4. Quad Simultaneous
5. Quint Alternating
6. MEGA Alternating
7. Random



LED Flasher with Three Outputs

Model 10.3003



- 10A Max per Output
- 30A Max Total
- 3 3/4" H x 7/8" D x 3 5/8" L

1. Double Alternating
2. Double Simultaneous
3. Quad Alternating
4. Quad Simultaneous
5. Quint Alternating
6. MEGA Alternating
7. Random



Specialty LED Flashers

Waterproof, epoxy-sealed electronics provide protection against moisture, vibration and shock.
 Made in the U.S.A. / 1 Year Warranty

Stop / Tail / Turn LED Flashers

Coordinates auxiliary LED lights with brake lights, tail lights and turn signals.

Flash Patterns

1. Double Alternating
2. Double Simultaneous
3. Quad Alternating
4. Quad Simultaneous
5. Quint Alternating
6. MEGA Alternating
7. Random



Model 11.1005STT

- Two Outputs
- 3A Max per Output
- 6A Max Total
- 2" H x 1/2" D x 4" W



Model 11.1010STT

- Four Outputs
- 2A Max per Output
- 6A Max Total
- 3 3/4" H x 7/8" D x 3 5/8" W

Tail Light LED Flashers

Enables existing vehicle tail lights to flash and function as warning lights.

Flash Patterns

1. Double Alternating
2. Double Simultaneous
3. Quad Alternating
4. Quad Simultaneous
5. Quint Alternating
6. MEGA Alternating
7. Random



Model 11.1005STT.BTL

- Two Outputs
- 3A Max per Output
- 6A Max Total
- 2" H x 1/2" D x 4" W



Model 11.1010STT.BTL

- Four Outputs
- 2A Max per Output
- 6A Max Total
- 3 3/4" H x 7/8" D x 3 5/8" W

LED Flasher with Directional Patterns

Model 11.1010.ARROW

- Four Outputs
- 2A Max per Output
- 6A Max Total
- 2" H x 1/2" D x 4" L



Right Arrow Patterns

1. Scan Right
2. Chase Right
3. Right Arrow
4. Right Arrow - Double Flash Ends
5. Quad Scan Right
6. Quad Right
7. Random Right

Left Arrow Patterns

1. Scan Left
2. Chase Left
3. Left Arrow
4. Left Arrow - Double Flash End
5. Quad Scan Left
6. Quad Left
7. Random Left



Multi-Purpose Flashers


Reliable, solid-state flashers work with incandescent, halogen and LED lights.
 Waterproof, epoxy-sealed electronics provide protection against moisture, vibration and shock.
 Headlight flashers have an override to prevent high-beam headlights from flashing.
 12 Volt / 4A per side / Made in the U.S.A. / 1 Year Warranty

Random Pattern Flashers

Six flash patterns:
 Double Alternating, Quad Alternating,
 Quad Simultaneous, 90 FPM Simultaneous,
 90 FPM Wig Wag and 120 FPM Wig Wag.
 3¾" H x 7⁄8" D x 3¼" W

Model 03.W3125 Headlight Flasher

Compatible with some daytime running lights. Requires a separate power switch.



Model 03.W3126 Headlight Flasher

An additional low-current control wire enables operation from an existing low-current switch.



Sequential Flasher

Specify alternating or random.

Model 03.W3010 Multi-Light Flasher

Controls up to 8 lightheads.
 (Not for use with headlights.)
 Three patterns: right to left,
 left to right and center out.
 (Specify random mode or
 alternating mode at purchase.)
 6" H x 7⁄8" D x 3¼" W




Alternating Flashers

Custom flash rates available.

Model 03.W125 Headlight Flasher

Compatible with some day-time running lights. Requires a separate power switch.
 3¾" H x 7⁄8" D x 3¼" W
 90 FPM per side



Model 03.W126 Headlight Flasher

An additional low-current control wire enables the operation from an existing low-current switch.
 3¾" H x 7⁄8" D x 3¼" W / 90 FPM per side




Model 03.W129 Dual Speed Headlight Flasher

Choose 80 or 220 FPM per side during installation.
 3¾" H x 7⁄8" D x 3¼" W



Model 03.W132 Grille Light or Deck Light Flasher

Designed for use with grille lights OR deck lights.
 3¾" H x 7⁄8" D x 3¼" W / 90 FPM per side



Bi-Directional Headlight Flasher Model 03.W140



- Electro-mechanical flasher is designed for positive-switching and ground-switching vehicles with halogen or incandescent headlights.
- Choose one of four flash patterns.
- LEDs indicate flash pattern. High-beam override. Optional nighttime cut-off.
- 12V / 4A per side average / Made in the U.S.A. / 1 Year Warranty



LED Switches

Reliable, space-saving controls with single or multiple outputs for LED lights.

12 Volt / Made in the U.S.A. / 1 Year Warranty



LED Single Switch

Model 10.0895

- (1) 20A lighted rocker switch
- Mounts under dash with screws.
- 1½" H x 5⁄8" D x 1¾" L



LED Double Switches

- 2 outputs / 20A max total
- (1) 20A POWER rocker switch
- (1) 15A momentary MODE switch
- Mounts under dash with screws.
- 2" H x 1¾" D x 2" L

Model 11.1002

- (+) lighted POWER switch
- (+) momentary MODE switch

Model 11.1002GSM

- (+) lighted POWER switch
- (-) momentary MODE switch



LED Rotary Switch / Flashers

- 6 or 8 outputs / 5A max total
- Rotary switch controls 15 patterns.
- Flash pattern indicator lights.
- Surface mounts with screws.
- 2" H x ½" D x 4" L

Model 11.1025.006

- Six (-) outputs.
- 1A per output / 5A max total

Model 11.1025.008

- Eight (-) outputs.
- 1A per output / 5A max total



LED Micro Switch

Model 11.1012

Use this compact switch to control a flasher or a light with a built-in flasher.

- 2 outputs / 3A max total
- (1) 3A (-) output POWER switch
- (1) 3A (+) output momentary MODE switch
- An LED light indicates when switch is powered.
- Durable tactile switches.
- Mounts with double-stick tape (included).
- 1½" H x ½" D x 2½" L




LED Micro Switch with Built-In Flasher

Model 11.1032

Switch & flasher combined in one compact housing.

- 2 outputs / 2A max total
- (1) 2A (+) output POWER switch
- (1) 2A (+) output momentary MODE switch
- Seven strobe-style flash patterns.
- LED lights indicate selected flash pattern.
- Mounts with double-stick tape (included).
- 1½" H x ½" D x 2½" L




24V DC - 12V DC Converter

Model 05.2412.020

- 20A converter transforms 24V DC to 12V DC.
- Greater than 90% power conversion efficiency.
- Die-cast aluminum housing - epoxy-sealed.
- 100% waterproof. Fused.
- 1½" H x 2⅞" D x 2⅞" L / 20A Max / 1 Year Warranty

All-Purpose Switches and Accessories

Browse our selection of replacement interior light switches, relays and circuit breakers.




| No. | Model | Description | Amps | Circuit | Light | H x W x D |
|-----|-------------|-----------------------------|-------------|-------------------|-------|--------------------------|
| 1 | 05.0501 | Rocker Switch | 20 Amp | SPST | Yes | 1 1/8" x 5/8" x 1 1/2" |
| 2 | 05.0502 | Rocker Switch | 15 Amp | SPDT - Center Off | No | 1 1/8" x 5/8" x 1 3/8" |
| 3 | 05.0503 | Rocker Switch | 15 Amp | SPST | Yes | 1 1/2" x 7/8" x 2" |
| 4 | 05.0504 | 2 in 1 Rocker Switch | 20 / 20 Amp | SPST / SPST | Yes | 1 1/8" x 1 1/8" x 1 1/2" |
| 5 | 05.0505 | Momentary Switch | 15 Amp | SPST | No | 1 1/8" x 5/8" x 1 1/4" |
| 6 | 05.0514 | Toggle - Red On / White Off | 15 Amp | SPST | Yes | 1 3/8" x 3/4" x 2 1/4" |
| 7 | 05.0525 | Double Momentary Switch | 15 Amp | SPDT - Center Off | No | 1 1/4" x 5/8" x 1 1/4" |
| 8 | 05.0700.030 | 12V Relay | 30 Amp | SPST | --- | 2" x 1 1/8" x 1 1/8" |
| 9 | 05.0700.040 | 12V Relay | 40 Amp | SPST | --- | 2" x 1 1/8" x 1 1/8" |
| 10 | 05.0700.075 | 12V Relay | 75 Amp | SPST | --- | 1 3/8" x 3" x 2 1/4" |
| 11 | 05.0750.010 | 12V Circuit Breaker | 10 Amp | Auto Re-set | --- | 1 1/4" x 1 3/8" x 2" |
| 12 | 05.0750.020 | 12V Circuit Breaker | 20 Amp | Auto Re-set | --- | 1 1/4" x 2" x 1 1/4" |
| 13 | 05.0750.030 | 12V Circuit Breaker | 30 Amp | Auto Re-set | --- | 1 1/4" x 2" x 1 1/4" |
| 14 | 05.0750.040 | 12V Circuit Breaker | 40 Amp | Auto Re-set | --- | 1 1/4" x 2" x 1 1/4" |
| 15 | 05.0750.050 | 12V Circuit Breaker | 50 Amp | Auto Re-set | --- | 1 1/4" x 2" x 1 1/4" |

Ignition Override Model 05.0915



- Keeps lights, radios, accessories and HVAC operating even after the vehicle ignition is turned off, the ignition key is removed and the doors are locked. Handles up to five circuits.
- After the ignition key is removed, the steering wheel and gear shift are automatically locked for safety.
- Activates with a push-button switch; then easily disengages with a simple tap of the brake pedal.
- Developed for crime scenes, canines and weather.
- MUST be installed by a qualified automotive technician who is familiar with the ignition and electrical systems of the vehicle in which the Ignition Override is to be installed
- Optional wiring kit available - sold separately.
- 12V / 1 1/2" H x 2 3/4" W x 6 1/2" L
- Made in the U.S.A. / 1 Year Warranty



Model 05.0915



Optional Wiring Kit - Model 05.0917

Includes pushbutton switch, 50A automatic re-set circuit breaker, tie straps, splices, screws, ring terminals and wiring.

Single Mount Brackets

12.4303 Single Mt. Bracket

10.4322 MEGA 43 Lights



12.4502 Low Profile Single Mount Bracket

10.6322 Mega 63 Light



12.5403 Single Mount Bracket

10.6322 MEGA 63 Light

11.9000 Micro-Lites



Double Stack Brackets

12.4304 Double Stack Brkt.

10.4322 MEGA 43 Lights



12.5423 Double Stack Bracket

10.6322 MEGA 63 Light



Side by Side Brackets

12.4305

Side by Side Bracket

10.4322 MEGA 43 Lights



12.4306 Side by Side Bracket

10.6322 MEGA 63 Lights



License Plate Brackets

10.6405

License Plate Bracket

10.4322 MEGA 43 Lights

10.6322 MEGA 63 Lights



12.4407 License Plate Bracket

11.9000 Micro-Lites



Push Bumper Brackets

10.6408 Push Bumper Bracket

10.4322 Mega 43 Lights



Suction Cup

90.6091 Suction Cup (single)

11.4472 L Brackets

11.4474 Windshield Brackets

11.4475 Glass Bracket

11.4480 Glass Bracket

12.0101 Headliner with Shield

Replacement part for all Dash Brackets

Replacement part for Flashback Shields



Headliner Brackets

10.6404

Headliner Bracket

10.6322 MEGA 63 Light



11.1825

Headliner Bracket

12.1840 Luminator MicroDash Light



11.2026 Headliner Bracket

11.2710 Double Light Stick

11.2715 Triple Light Stick

11.2720 Quad Light Stick

11.2725 Quint Light Stick



11.2825 Headliner Bracket

11.9000 Micro-Lites

12.5003 Luminator Trio Lights



11.8026

Headliner Bracket

11.8000 LED Dash Light



11.8225BRKT

Headliner Bracket

11.8200 LEDs By the Inch



11.8325BRKT

Headliner Bracket

11.8300 LEDs By the Inch

11.8341.A-CONT Signal Stick

12.1300 SHO-OFF® Warning Lights



11.8485

Headliner Bracket

11.8400 Bendable BTI LEDs



12.0101

Headliner with Shield

12.1314 Multi-Purpose Lights



12.1450

Headliner Bracket

12.1400 SHO-OFF® Interior Light Bar



12.4307

Headliner Bracket


10.4322 MEGA 43 Lights



Visor Brackets

12.6155 Visor Bracket

12.2809 Dash Lights



Side-View Mirror Grommets

90.6109 Side-View Mirror Grommets (pr)

11.9000 Micro-Lites



Dash Brackets

11.2010 Dash Bracket

11.2710 Double Light Stick

11.2715 Triple Light Stick

11.2720 Quad Light Stick

11.2725 Quint Light Stick



11.8010 Dash Bracket

11.8000 Dash Light



11.8200 Dash Bracket

11.8200 BTI Lights

11.8400 Bendable BTI Lights



11.8310BRKT Dash Bracket

11.8300 By the Inch Lights

11.8341.A-CONT BTI Signal Stick

12.1300 SHO-OFF® Warning Lights



Flashback Shields

10.6400

Flashback Shield

10.6322 MEGA 63 Light



10.6401

Double Flashback Shield

10.6322 MEGA 63 Light (pair)



12.0100

Flashback Shield

12.1314 Multi-Purpose Lights



Bail Bracket

90.6487 Bail Bracket

12.1840 Luminator MicroDash Light



Clip-On Stud Bracket

90.4243 Clip-on Stud Brkt.

11.8200 Series BTI Lights



Hi-Rise Legs

11.4959

Hi-Rise Legs (pair)

2 1/2" Height

All SHO-ME® Light Bars and Mini Bars



Headache Rack Brackets

33.0870 Headache Rack Brackets (pair)

All SHO-ME® Light Bars and Mini Bars



L Brackets

11.4472 L Brackets (pair)

1 5/8" H x 3/4" W x 2 1/4" L

- 10.4322 MEGA 43 Light
- 10.6322 MEGA 63 Light
- 11.2710 Double Light Stick
- 11.2715 Triple Light Stick
- 11.2720 Quad Light Stick
- 11.2725 Quint Light Stick
- 11.8000 LED Dash Light
- 11.8200 Series By the Inch Lights
- 11.9000 Micro-Lites
- 12.2809 Luminator Dash Light



11.4472BTI L Brackets (pair)

1 5/8" H x 3/4" W x 2 1/4" L

- 11.8300 Series BTI Lights
- 11.8341.A-CONT BTI Signal Stick
- 11.8400 Bendable BTI Lights
- 12.1300 Series SHO-OFF® Warning Sticks
- 12.1314 SHO-OFF® Multi-Purpose Lights



11.4473 L Brackets (pair)

2 5/8" H x 3/4" W x 3 1/4" L

- 11.2731 31" Signal Stick
- 11.2741 41" LED Signal Stick
- 11.2741CH Chameleon Signal Stick
- 12.6100 Series LightStorm® Warning Sticks
- 12.6200 Series LightStorm® Signal Sticks
- 12.6500 Series LightStorm Off Road/Scene Lts.



Windshield Brackets

11.4474 Windshield L Brackets (pr.)

7/8" H x 3/4" W x 1 3/4" L

- 11.2710 Double Light Stick
- 11.2715 Triple Light Stick
- 11.2720 Quad Light Stick
- 11.2725 Quint Light Stick
- 11.8000 LED Dash Light
- 11.8200 Series By the Inch Lights
- 11.8600 Slim Light
- 11.9000 Micro-Lites
- 12.2809 Luminator Dash Light



90.6488 Windshield Bracket

12.1840 Luminator MicroDash Light



Grille Bracket

10.6407 Flat Grille Bracket

10.6322 MEGA 63 Lights



Hood / Trunk Bracket

10.6402 Hood / Trunk Brkt. (pr.)

10.4322 MEGA 43 Lights
10.6322 MEGA 63 Lights



Glass Brackets

10.4406

Flat Glass Bracket

10.4322 MEGA 43 Lights



10.6406

Flat Glass Bracket

10.6322 MEGA 63 Lights



11.4471 Flat Glass Brkt.

All By The Inch Lights

- 12.1300 Series SHO-OFF® Warning Sticks
- 12.1314 SHO-OFF® Multi-Purpose Lights



10.6412 Side by Side Flat Glass Brkt.

10.6322 Mega 63 Lights

10.4402 for 10.4322

Mega 43 Lights



11.4475 Glass Bracket

All By The Inch Lights

- 10.4322 MEGA 43 Lights
- 10.6322 MEGA 63 Lights
- 12.1300 SHO-OFF® Warning Sticks
- 12.1314 SHO-OFF® Multi-Purpose Lights



11.4480 Glass Bracket

11 Series Signal Sticks

- 11.2710 Double Light Stick
- 11.2715 Triple Light Stick
- 11.2720 Quad Light Stick
- 11.2725 Quint Light Stick



Angle Cab Bracket

10.6411 Angle Cab bracket

2021-2023 Chevrolet/GMC Pickups

10.4322 Mega 43 Lights



PAR 36 Mounting Rings

11.6436.BLK

Flush Mount Ring



17.0846

Stud-Mount Rubber Housing



90.6175

Sun Visor



90.6756

Recessed Rubber Ring



All PAR 36 Mounting Rings accommodate:
PAR 36 LEDs / PAR 36 Halogen Bulbs
PAR 36 Incandescent Bulbs

Covert LED Bracket

12.3302 Adjustable Bracket


12.3812 Headlight Covert LEDs
12.4508 Bi-Color Covert LEDs



Magnets


90.4250 Chrome Ceramic Magnet

3" Diameter, 90-lb Pull



90.4260 Black Ceramic Magnet

2" Diameter, 60-lb Pull



Adhesive Tape

11.6051

Double-Stick Tape

Sold by the foot.



90.6043

Micro-Lite Adhesive Backing

11.9000 Micro-Lites



Hook & Loop Tape

15.0401 1" x 2" Hook & Loop (36 units)

15.0402 2" x 3" Hook & Loop (16 units)



Sold by the yard:


15.0403 1" Hook Tape

15.0404 1" Loop Tape

15.0405 2" Hook Tape

15.0406 2" Loop Tape

15.0411 Lock-Fast Tape (shown above)



Arrow Board Brackets (sold in pairs)

02.6016 Magnetic Brackets

All Standard Size Arrow Boards

All Short Arrow Boards



02.6017 Permanent Mount Brackets

All Standard Size Arrow Boards

All Short Arrow Boards



02.6018 Tailgate Brackets

All Arrow Boards



02.6210 Permanent Mount Brackets

All Two-Piece Arrow Boards



02.6230 Flush Mounting Brackets

All Two-Piece Arrow Boards



Covert LED Flanges

12.4506.BLK Black Flange

12.3812 Headlight Covert LEDs
12.4508 Bi-Color Covert LEDs



Numerical Index

02 Series

02.6009..... 9
 02.6000..... 9
 02.6016..... 45
 02.6017..... 45
 02.6018..... 45
 02.6029HD3..... 9
 02.6029HD4..... 10
 02.6052..... 9
 02.6052WP..... 11
 02.6116..... 9
 02.6116WP..... 11
 02.6134..... 9
 02.6134WP..... 11
 02.6200..... 10
 02.6210..... 45
 02.6230..... 45
 02.6216..... 10
 02.6216WP..... 11
 02.6234..... 10
 02.6234WP..... 11
 02.6252..... 10
 02.6252WP..... 11
 02.6300..... 10
 02.6316..... 10
 02.6316WP..... 11
 02.6334..... 10
 02.6334WP..... 11
 02.6352..... 10
 02.6352WP..... 11
 02.7000..... 11
 02.7016..... 11
 02.7034..... 11
 02.7052..... 11
 02.7066..... 11

03 Series

03 Flashers..... 41

05 Series

05 Switches..... 43
 05.0915..... 43
 05.0917..... 43
 05.2412.020..... 42
 05.4000..... 30
 05.4004..... 30
 05.4040..... 30
 05.4044..... 30
 05.5540..... 30
 05.6000..... 30
 05.6040..... 30

06 Series

06.0200..... 28
 06.0300..... 28
 06.0500..... 28
 06.0600.CLP..... 48
 06.0600.LIB..... 48

07 Series

07.0200..... 37
 07.0300..... 37
 07.0400..... 37
 07.1002..... 37
 07.7002..... 38
 07.7010..... 38
 07.7015..... 38

08 Series

08.0327..... 29
 08.0329..... 29
 08.0335..... 29
 08.0375..... 29
 08.201LED..... 29

09 Series

09.AB70..... 27
 09.AB71..... 27
 09.AB72..... 27
 09.AB73..... 27
 09.EM201LED..... 27
 09.EM34LED..... 27
 09.0985..... 27
 09.201LED..... 27
 09.34LED..... 27
 09.3550..... 48

10 Series

10.0895..... 42
 10.3003..... 39
 10.4030..... 25
 10.4100..... 25
 10.4150..... 25
 10.4200..... 25
 10.4250..... 25
 10.4322..... 17
 10.4406..... 45
 10.5120F..... 22
 10.5180F..... 22
 10.6100F..... 22
 10.6150F..... 22
 10.6200F..... 22
 10.6322..... 17
 10.6400..... 44
 10.6401..... 44
 10.6402..... 45
 10.6404..... 44
 10.6405..... 44
 10.6406..... 45

10.6407..... 45
 10.7015.W00..... 26
 10.7018R.W00..... 26
 10.7027.W00..... 26
 10.7027R.W00..... 26
 10.7048.W00..... 26
 10.8036..... 25
 10.8072..... 25
 10.8120..... 25
 10.8180..... 25
 10.8240..... 25
 10.8300..... 25
 10.8400..... 24
 10.8571..... 24
 10.8572..... 24
 10.8574..... 24
 10.8575..... 24

11 Series

11.1000..... 12
 11.1000CH..... 13
 11.1002..... 42
 11.1002GSM..... 42
 11.1005..... 39
 11.1005SF..... 39
 11.1005SF-27..... 39
 11.1005SF.HD..... 39
 11.1005STT..... 40
 11.1005STT.BTL..... 40
 11.1005TSF..... 39
 11.1006..... 12
 11.1010.ARROW..... 40
 11.1010SF..... 39
 11.1010STT..... 40
 11.1010STT.BTL..... 40

11.1012..... 42
 11.1025..... 42
 11.1032..... 42
 11.1193..... 7
 11.1200..... 7
 11.1227..... 5
 11.1237..... 5
 11.1247..... 5
 11.1257..... 5
 11.1400..... 6
 11.1825..... 44
 11.2010..... 44
 11.2026..... 44
 11.2710..... 16
 11.2715..... 16
 11.2720..... 16
 11.2725..... 16
 11.2731..... 12
 11.2741..... 12
 11.2741CH..... 13
 11.2825..... 44
 11.3704..... 18
 11.3708..... 18

11.4000..... 20
 11.4471..... 45
 11.4472..... 45
 11.4472BTI..... 45
 11.4473..... 45
 11.4474..... 45
 11.4475..... 45
 11.4480..... 45
 11.4959..... 44
 11.6051..... 45
 11.6112..... 37
 11.6116..... 37
 11.6124..... 37
 11.6436.BLK..... 45
 11.8000..... 20
 11.8010..... 44
 11.8026..... 44
 11.8200 Series..... 15
 11.8200F Series..... 15
 11.8200..... 44
 11.8225BRKT..... 44
 11.8300 Series..... 15
 11.8300F Series..... 15
 11.8310BRKT..... 44
 11.8325BRKT..... 44
 11.8341.A-CONT..... 12
 11.8400 Series..... 15
 11.8400F Series..... 15
 11.8485..... 44
 11.8516..... 22
 11.8534..... 22
 11.8552..... 22
 11.9000..... 18

12 Series

12.0100..... 44
 12.0101..... 44
 12.0312..... 7
 12.10ATV..... 19
 12.1224..... 7
 12.1227..... 5
 12.1237..... 5
 12.1247..... 5
 12.1257..... 5
 12.1304..... 7
 12.1306..... 6
 12.1308..... 6
 12.1312..... 16
 12.1314..... 17
 12.1314.CAP..... 17
 12.1318..... 16
 12.1324..... 16
 12.1327..... 4
 12.1327CH..... 4
 12.1330..... 16
 12.1336..... 16
 12.1337..... 4
 12.1337CH..... 4

12.1347..... 4
 12.1347CH..... 4
 12.1357..... 4
 12.1357CH..... 4
 12.1400..... 19
 12.1401..... 19
 12.1402..... 19
 12.1450..... 44
 12.1840..... 20
 12.2809..... 20
 12.3302..... 45
 12.3810..... 22
 12.4303..... 44
 12.4304..... 44
 12.4305..... 44
 12.4306..... 44
 12.4307..... 44
 12.4407..... 44
 12.4506.BLK..... 45
 12.4516..... 22
 12.5403..... 44
 12.5423..... 44
 12.6105..... 14
 12.6106..... 14
 12.6110..... 14
 12.6155..... 44
 12.6204..... 14
 12.6204.KIT-2..... 13
 12.6205..... 14
 12.6206..... 14
 12.6207..... 14
 12.6208..... 14
 12.6209..... 14
 12.6210..... 14
 12.6501..... 26
 12.6502..... 26
 12.6503..... 26
 12.6504..... 26
 12.6505..... 26
 12.6506..... 26
 12.7233..... 21
 12.7243..... 21
 12.7253..... 21
 12.84201..... 22

13 Series

13.0030..... 33
 13.0040..... 33
 13.0134..... 33
 13.0309..... 37
 13.0310..... 37
 13.2134..... 21
 13.2136..... 21
 13.2144..... 21
 13.2146..... 21
 13.2154..... 21
 13.2156..... 21

14 Series

14.0370..... 36
 14.0373..... 36
 14.0434..... 36
 14.0553..... 36
 14.0570..... 36
 14.0571..... 36
 14.6613..... 36

15 Series

15.0401..... 45
 15.0402..... 45
 15.0403..... 45
 15.0404..... 45
 15.0405..... 45
 15.0406..... 45
 15.0411..... 45

16 Series

16.0550..... 28
 16.7900..... 28

17 Series

17.0846..... 45

20 Series

20.1800PE..... 47
 20.1850..... 47

25 Series

25.3500..... 38
 25.4802..... 38

30 Series

30.0210..... 34
 30.0212..... 34
 30.0215P..... 34
 30.0217P..... 34
 30.0219.BLK..... 34
 30.0230..... 34
 30.0231..... 34
 30.0235 NT..... 34
 30.0300..... 35
 30.0400..... 35
 30.2100..... 32
 30.2104..... 35
 30.2106..... 35
 30.2108..... 33
 30.2109..... 35
 30.2200..... 32
 30.2220..... 35
 30.2330..... 33
 30.2400..... 32
 30.3104..... 33

30.3106..... 33
 30.3109..... 33

31 Series

31.2515..... 31
 31.2515.4040..... 31
 31.4040..... 31
 31.8040..... 31

33 Series

33.0870..... 44

90 Series

90.4243..... 44
 90.4250..... 45
 90.4260..... 45
 90.6043..... 45
 90.6091..... 44
 90.6109..... 44
 90.6175..... 45
 90.6487..... 44
 90.6488..... 45
 90.6756..... 45



Stock Up on Strobe Products!

Limited Time Offer - Subject to Availability

Model 20.1800PE
with windshield bracket



Model 20.1800PE
with bail bracket



MicroDash Strobe Preemption Light

Model 20.1800PE

- Self-contained, high priority, traffic signal preemption emitter.
- Field-replaceable, 4" linear, Xenon strobe tube with reflector.
- Includes an adapter plug with power switch, 10' cord, flashback shield, bail bracket, windshield bracket and Velcro disks.
- Model 20.1870.PE power supply also sold separately.
- 1¾" H x 6¼" D x 5⅞" L (without bracket) / 12V / 2A Max / 20W Max / 17 Joules



*Included
with light.*



Model 20.1850.R00



Model 20.1850.C00



Model 20.1850.A00



Model 20.1850.B00

Microthin Strobe Light


Model 20.1850

- Wide-angle remote strobe head for grill, deck and windshield.
- SAE certified in safety colors.
- Field-replaceable, 4" linear, Xenon strobe tube with reflector.
- Requires strobe power supply sold separately.
- Includes 15' shielded cable and bail bracket.
- 2½" H x 2½" D x 6¼" L with bracket
- 12V / 20W Max / 22 Joules

Strobe Reflector Assembly

- Reflector with 4" linear Xenon strobe tube.
- For Model 20.1800PE MicroDash Preemption Light and Model 20.1850 Microthin Strobe Light.

Model 20.1880 Strobe Reflector Assembly



Strobe Tubes



Model 21.7121

Hide-A-Flash Strobe Tubes

- Undercover strobe tubes install in 1" housing cut-outs.
- Available in blue, clear and red.
- Flange base. Female connector plug simplifies installation.

6" Linear Strobe Tube

Model 21.7300.006 6" Snap-In Linear Strobe Tube



Replacement Power Supply

Model 20.1870.PE For 20.1800.PE Pre-empt Dash Light

Portable Handheld LED Lights Light Up Your World!

Promotional Items - Subject to Availability

ZOOM LITE

Adjustable-Beam LED Flashlight

Model 09.3550.LED

- Beam zooms from a narrow spotlight to a wide floodlight with a simple push or pull of the light-head.
- Cycle through High, Medium and Low brightness levels and Strobe or SOS flash modes with the convenient endcap pressure switch.
- The High brightness level projects 1,000 lumens of white light. Medium level projects 50% and Low level projects 20% of maximum output.
- Solidly constructed of high-quality aluminum alloy.
- Designed with a metal clip that can attach to a belt or pocket and an attached wrist strap.
- Includes (2) 3.7V, 18650 lithium-ion rechargeable batteries and a charger with LED charging indicator.
- 1½" Diameter x 8½" max. length - 7¾" min. length
- 8.4 oz - weight with batteries



PAR 36 Handheld LED Spotlights

Models 06.0600.CLP / 06.0625.LIB

- Nine CREE® 3W LEDs emit up to 2,000 lumens.
- Inner lens focuses light into a concentrated spot beam.
- Aluminum array housing. / Plastic pistol-grip handle.
- Available in two styles: coiled cord with accessory plug or built-in lithium-ion rechargeable battery.
- Rechargeable models operate one hour per charge. Battery life: 500 cycles with an 8 to 10 hour charge time.
- Includes an attractive drawstring bag for storage.
- Overall: 4¾" Diameter x 6½" L / Handle: 4¼"L
- 12V / 2.5A / 27 Watts / 2000 Lumens
- 1 Year Warranty



Model 06.0600.CLP
Includes 3' coiled cord with accessory plug. (Cord extends to 6')

Model 06.0625.LIB
(1) 7.4V 2.6AH lithium battery
(1) AC wall charger
(1) DC car charger



(9) 3W CREE® LEDs



Convenient Switch

Distributed by:

Printed in the U.S.A.

No. 2024